

Brookfield Elementary School

401 Jones Avenue

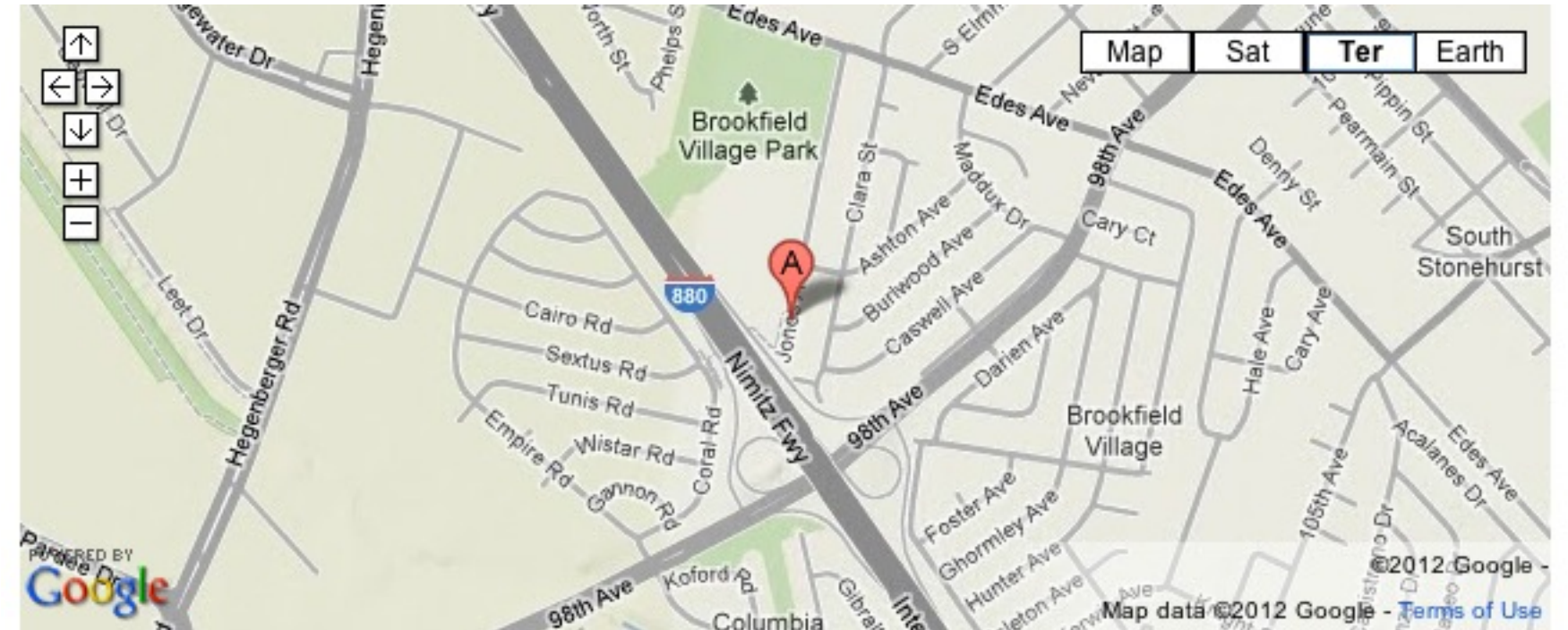
Site 103 Region 3 Grades K-5

Brookfield Elementary is situated near I-880 in the south-east corner of Oakland within sight of several landmarks including the Oakland Airport, Bayfarm Island, and the Coliseum. The area is mostly industrial, but in the immediate vicinity of Brookfield Elementary is the residential community of Brookfield Village, which includes a large public park and a public library.

PROGRAMMING (2012-2013)

Schools / Enrollment

	SDC	Non-SDC	Total	API (2010-2011)
Brookfield	41	342	383	762



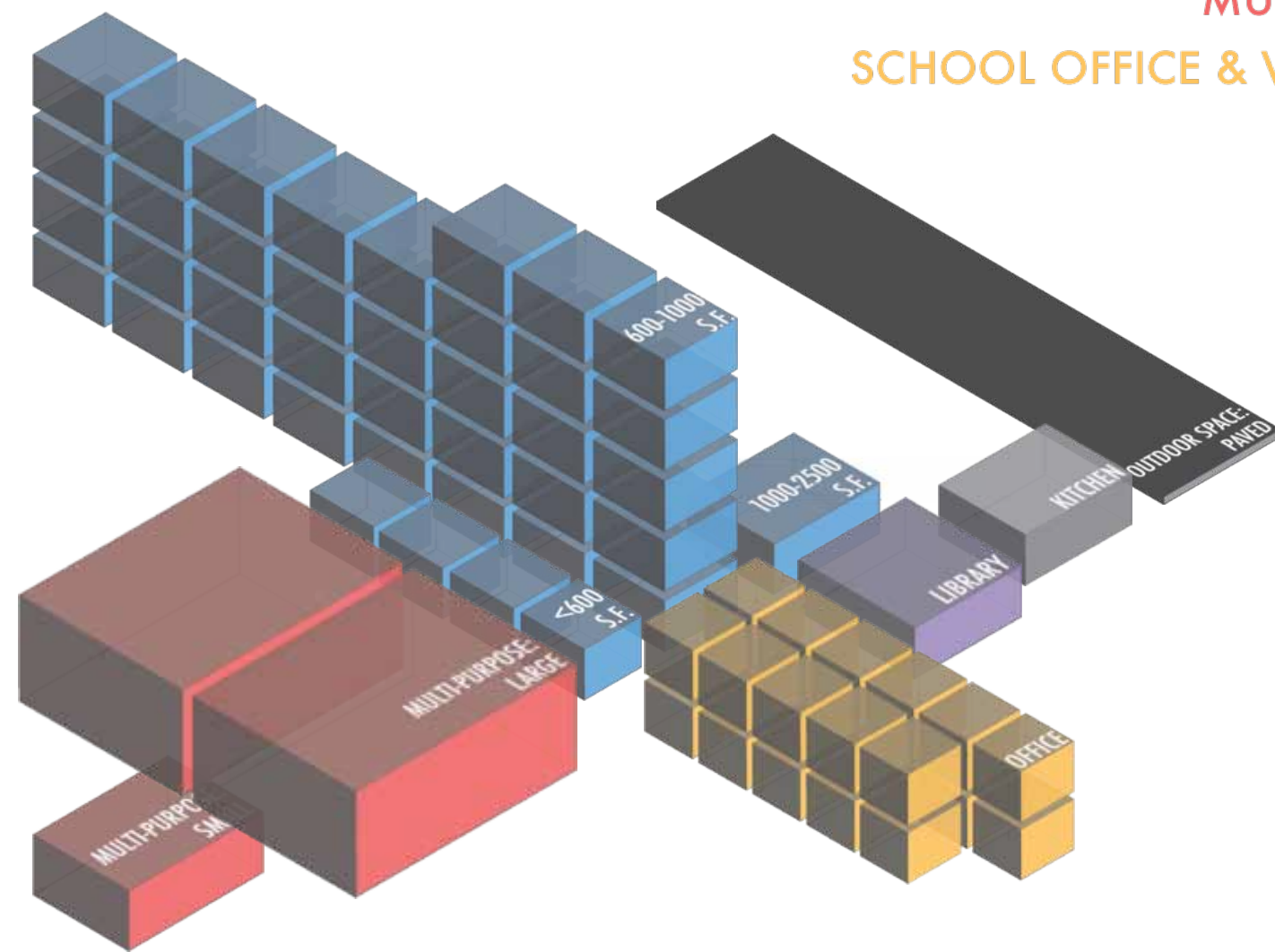
FACILITIES (Summer 2012)

LEARNING ENVIRONMENTS

LIBRARY

MULTI-PURPOSE

SCHOOL OFFICE & WORKSPACE



Summary Counts

	Total	Permanent	Portable
Site Acreage	9.5		
Building Footprint (sf)	67,493		
Building Area (sf)	65,234	54,112	11,122
Classroom-Sized Rooms	36	24	12
<i>4 rooms < 600 s.f. used as classrooms</i>			
	Number of Rooms		Sq Ft
Library Rooms	1		951
Auditorium/Cafeteria/ Multi-purpose/Gym	3		7,993
Admin/Office/ Conference Room	22		8,488
School Gardens	Number: 2		Sq Ft: 140
Kitchen	Type: Finishing		
On-site Health Clinic	No		

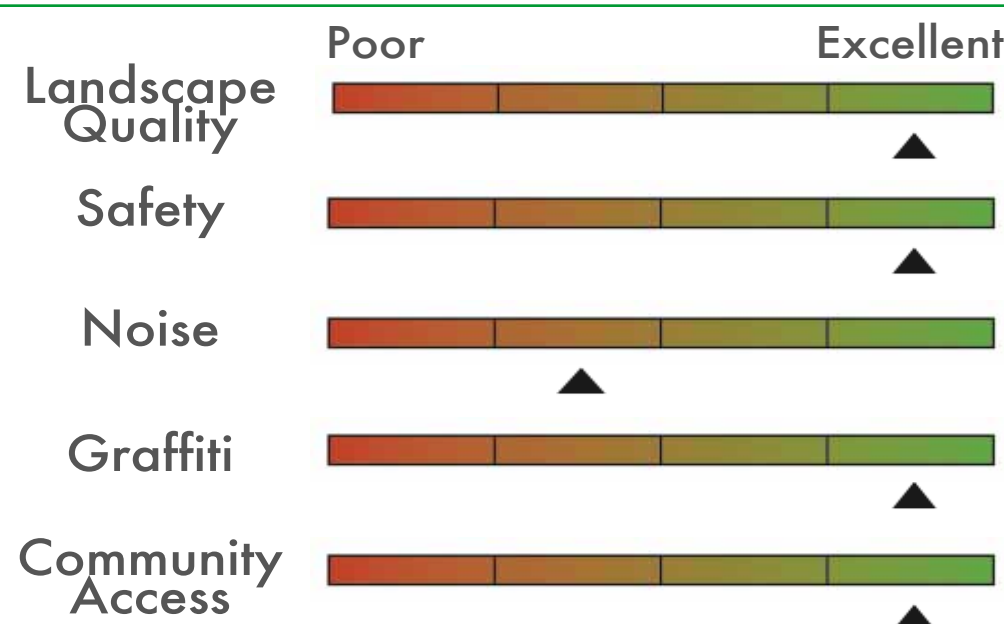
SITE SUMMARY (Summer 2012)

Sports / Recreation

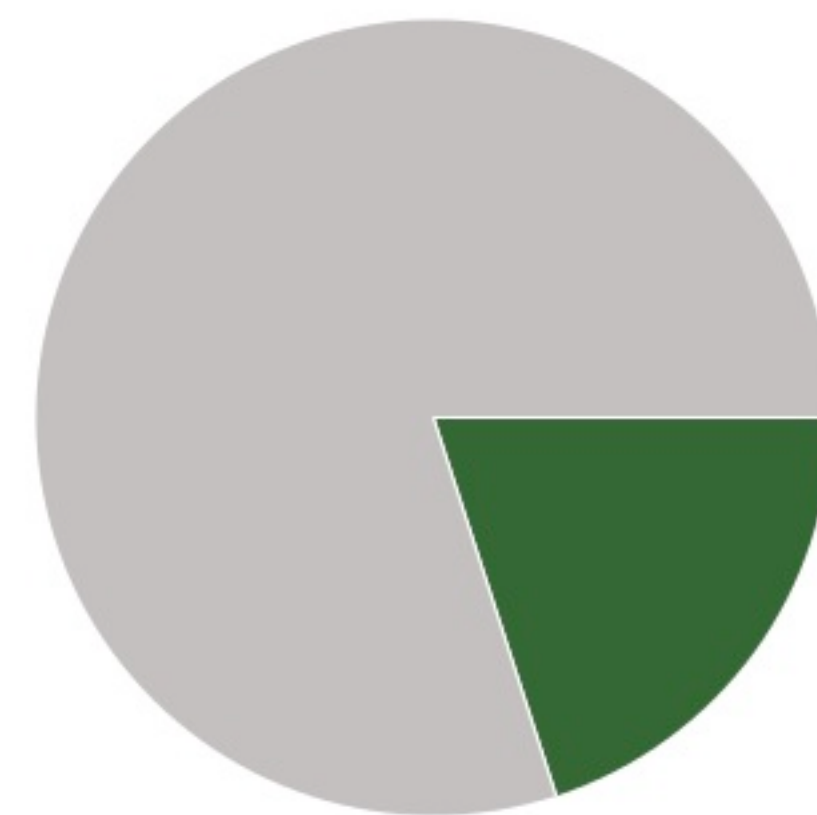
- Play structure ●●●
- Basketball hoops ●●●●●●
- Swimming pool
- Soccer/football field
- Volleyball court
- Track
- Baseball field
- Tennis court

Qualitative Assessment

Transit Accommodations



Open Space



Paved 80% 20% Green

Brookfield Elementary School

Building Records


Site ID 103

Region 3

Grades K-5

Site & Facilities Photos - Summer 2011 (Sample)

*To view the full set, visit: <http://bitly.com/uOYYh8>



BUILDING A BUILDING AREA (SQFT): 16,020 CONSTRUCTED: 1949

QUALITATIVE BUILDING ASSESSMENT	EXTERIOR	Physical Condition		INTERIOR	Physical Condition			
		Circulation & Wayfinding			Circulation & Wayfinding			
ROOM SUMMARY	NO. OF CLASSROOMS	1	NO. OF OFFICES	9	NO. OF ADMIN ROOMS	11	NO. OF RESTROOMS	4
	NO. OF STUDENT COMPUTERS	4	NO. OF ADMIN WORKSTATIONS	13	ADDITIONAL ADMIN SPACES	Conference Room		

BUILDING B BUILDING AREA (SQFT): 20,678 CONSTRUCTED: 1957

STRUCTURAL ELEMENTS	ROOFING	Plywood on wood joists	FOUNDATION	Spread (under columns) & Strip (under struct. walls) footings	VERTICAL RESISTANCE	Shear wall - Wood stud walls		
	QUALITATIVE BUILDING ASSESSMENT	EXTERIOR	Physical Condition		INTERIOR	Physical Condition		
	Circulation & Wayfinding			Circulation & Wayfinding				
ROOM SUMMARY	NO. OF CLASSROOMS	12	NO. OF OFFICES		NO. OF ADMIN ROOMS	1	NO. OF RESTROOMS	4
	NO. OF STUDENT COMPUTERS	69	NO. OF ADMIN WORKSTATIONS		ADDITIONAL ADMIN SPACES	Teachers' Lounge		

BUILDING C BUILDING AREA (SQFT): 1,238 CONSTRUCTED: 1949

STRUCTURAL ELEMENTS	ROOFING	Diagonal sheathing on wood joists	FOUNDATION	Spread (under columns) & Strip (under struct. walls) footings	VERTICAL RESISTANCE	Shear wall - Wood stud walls		
	QUALITATIVE BUILDING ASSESSMENT	EXTERIOR	Physical Condition		INTERIOR	Physical Condition		
	Circulation & Wayfinding			Circulation & Wayfinding				
ROOM SUMMARY	NO. OF CLASSROOMS	1	NO. OF OFFICES		NO. OF ADMIN ROOMS		NO. OF RESTROOMS	1
	NO. OF STUDENT COMPUTERS	1	NO. OF ADMIN WORKSTATIONS		ADDITIONAL ADMIN SPACES			

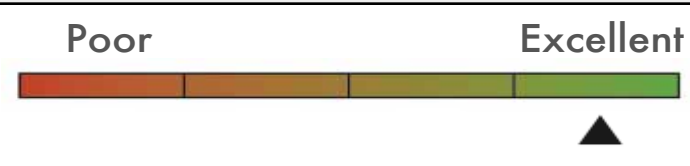
BUILDING**D**

BUILDING AREA (SQFT): 6,261


CONSTRUCTED: 1949

QUALITATIVE BUILDING ASSESSMENT**EXTERIOR**

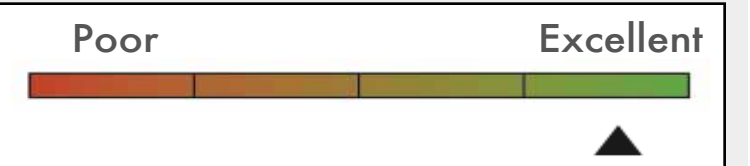
Physical Condition



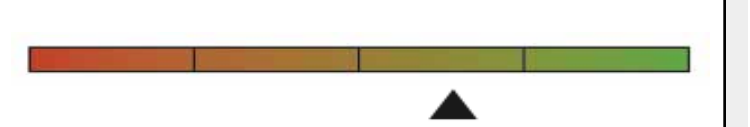
Circulation & Wayfinding

**INTERIOR**

Physical Condition



Circulation & Wayfinding

ROOM SUMMARY

NO. OF CLASSROOMS

5

NO. OF OFFICES

NO. OF ADMIN ROOMS

NO. OF RESTROOMS

NO. OF STUDENT COMPUTERS

12

NO. OF ADMIN WORKSTATIONS

ADDITIONAL ADMIN SPACES

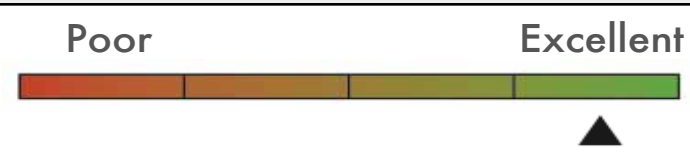
BUILDING**E**

BUILDING AREA (SQFT): 4,912

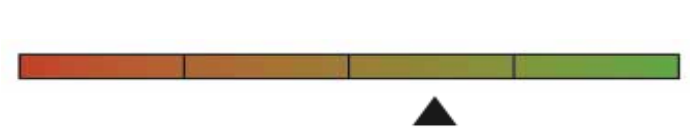
CONSTRUCTED: 1949

QUALITATIVE BUILDING ASSESSMENT**EXTERIOR**

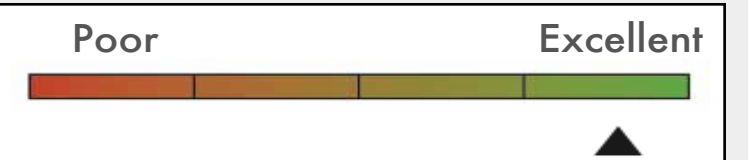
Physical Condition



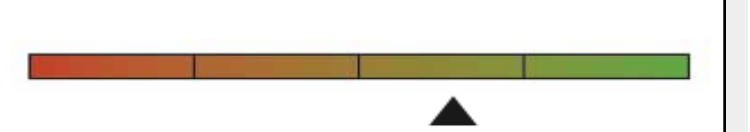
Circulation & Wayfinding

**INTERIOR**

Physical Condition



Circulation & Wayfinding

ROOM SUMMARY

NO. OF CLASSROOMS

2

NO. OF OFFICES

NO. OF ADMIN ROOMS

NO. OF RESTROOMS

NO. OF STUDENT COMPUTERS

10

NO. OF ADMIN WORKSTATIONS

ADDITIONAL ADMIN SPACES

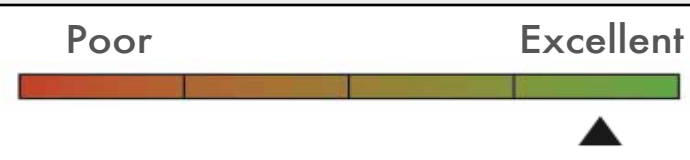
BUILDING**F**

BUILDING AREA (SQFT): 4,503

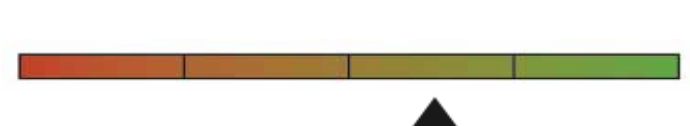
CONSTRUCTED: 1949

QUALITATIVE BUILDING ASSESSMENT**EXTERIOR**

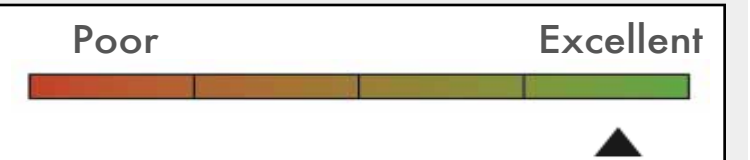
Physical Condition



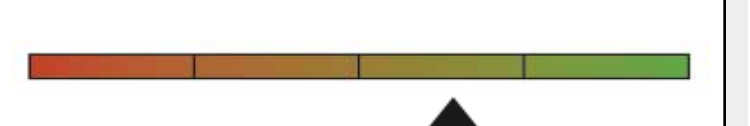
Circulation & Wayfinding

**INTERIOR**

Physical Condition



Circulation & Wayfinding

ROOM SUMMARY

NO. OF CLASSROOMS

3

NO. OF OFFICES

NO. OF ADMIN ROOMS

NO. OF RESTROOMS

NO. OF STUDENT COMPUTERS

12

NO. OF ADMIN WORKSTATIONS

ADDITIONAL ADMIN SPACES


BUILDING**G**

BUILDING AREA (SQFT): 500

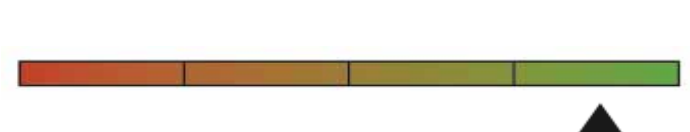
CONSTRUCTED: 1949

QUALITATIVE BUILDING ASSESSMENT**EXTERIOR**

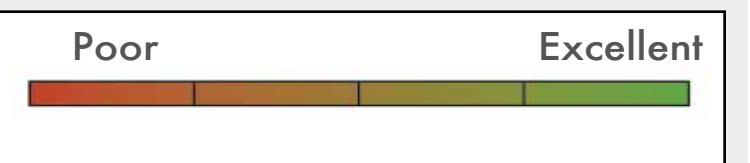
Physical Condition



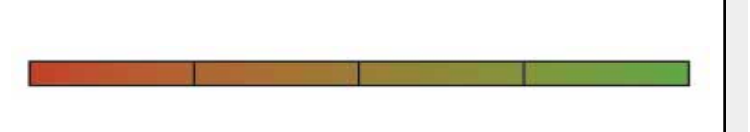
Circulation & Wayfinding

**INTERIOR**

Physical Condition



Circulation & Wayfinding

ROOM SUMMARY

NO. OF CLASSROOMS

NO. OF OFFICES

NO. OF ADMIN ROOMS

NO. OF RESTROOMS

NO. OF STUDENT COMPUTERS

NO. OF ADMIN WORKSTATIONS

ADDITIONAL ADMIN SPACES

Brookfield Elementary School

Portable Records

Site ID 103

Region 3

Grades K-5

	Manufactured:	<u>NO. OF CLASSROOMS</u>	<u>NO. OF ADMIN ROOMS</u>
P1	2001		1
P2	1998		1
P3	2001		
P4	2001		3
P5	2001		1
P6	2001	1	
P7	2001		1
P8	2001		1
P9	2001		1
P27	1998	1	
P28	1998	1	
P29	1998	1	
P30	1998	1	


Portable Inventory


Total Count
13

Average Age
12 Years

Qualitative Conditions Assessment

Poor Excellent

EXT. 

INT. 

Brookfield Elementary School

Rooms Summary & List

Site ID 103

Region 3

Grades K-5

BUILDING	BLDG LEVEL	ROOM #	ROOM USE	ROOM AREA (SQ. FT.)	CLASSROOM COMPUTERS	ADMIN WORKSTATIONS	MARKED ROOM #	ROOM CAPACITY
A	1	1	Circulation	88				
	1	2	Storage	189				
	1	3	Admin/Office	294		1		
	1	4	Restroom	57				
	1	6	Multipurpose	1,058				
	1	7	Circulation	78				
	1	8	Building Utilities	165				
	1	9	Storage	177				
	1	10	Storage	77				
	1	11	Multipurpose	3,440				
	1	12	Circulation	95				
	1	13	Storage	82				
	1	14	Restroom	78				
	1	15	Classroom	808	4		9	
	1	16	Admin/Office	213		1		
	1	17	Storage	37				
	1	18	Building Utilities	75				
	1	19b	Classroom	273				
	1	19a	Storage					
	1	20	Building Utilities	33				
	1	21	Storage	52				
	1	22	Storage	52				
	1	23	Storage	53				
	1	24	Restroom	102				
	1	25	Storage	13				
	1	26	Circulation	306				
	1	27	Library	951	2			
	1	28	Circulation	728				
	1	29	Storage	24				
	1	30	Storage	57				
	1	31	Admin/Office	240		1		
	1	32	Admin/Office	381		2		
	1	33	Admin/Office	328				
	1	34a	Storage	90				
	1	34	Admin/Office	562		3		
	1	35	Building Utilities	246		1		
	1	36	Admin/Office	218		1		
	1	37	Restroom	86				
	1	38	Admin/Office	77		1		
	1	38a	Conference Room	84				
	1	38b	Classroom	258				
	1	38c	Admin/Office	64		1		
	1	39	Circulation	303				
	1	41	Building Utilities	195				
	1	42	Admin/Office	172		1		
1	43	Admin/Office	106					
1	44	Classroom	411			1		
1	45	Circulation	2,544					
B	1	1	Storage	196				
	1	2	Building Utilities	28				
	1	3	Restroom	48				
	1	4	Lounge/Staff Dining	591				
	1	5	Building Utilities	14				
	1	6	Storage	17				

	BLDG LEVEL	ROOM #	ROOM USE	ROOM AREA (SQUARE FOOTAGE)	CLASSROOM COMPUTERS	ADMIN WORKSTATIONS	MARKED ROOM #	ROOM CAPACITY
	1	7	Circulation	65				
	1	8	Building Utilities	722				
	1	9	Cafeteria	3,495				
	1	10	Circulation	851				
	1	11	Admin/Office	213				
	1	12	Restroom	71				
	1	13	Building Utilities	81				
	1	14	Circulation	24				
	1	15	Classroom	901	4		15	
	1	16	Classroom	901	3		16	
	1	17	Classroom	901	4		17	
	1	18	Classroom	901	4		18	
	1	19	Classroom	901	35		19	
	1	20	Classroom	901			20	
	1	21	Storage	95				
	1	22	Building Utilities	293				
	1	23	Classroom	901	3		21	
	1	24	Classroom	901	4		22	
	1	25	Classroom	901	4		23	
	1	26	Classroom	901	4		24	
	1	27	Classroom	901			25	
	1	28	Classroom	901	4		26	
	1	29	Restroom	289				
	1	30	Restroom	212				
	1	31	Building Utilities	42				
	1	32	Circulation	2,519				
BUILDING								
		C						
	1	1	Restroom	56				
	1	2	Storage	22				
	1	3	Classroom	1,160	1			
BUILDING								
		D						
	1	1	Classroom	911	4		10	
	1	2	Classroom	911	4		11	
	1	3	Classroom	911	4		12	
	1	4	Classroom	911			13	
	1	5	Classroom	911			14	
	1	6	Circulation	1,706				
BUILDING								
		E						
	1	1	Circulation	1,210				
	1	2	Classroom	911	5		6	
	1	3	Classroom	911	5		7	
	1	4	Classroom	584				
	1	4a	Storage	327				
	1	5	Building Utilities	131				
	1	6	Restroom	367				
	1	7	Storage	114				
	1	8	Storage	76				
	1	9	Restroom	72				
	1	10	Circulation	209				
BUILDING								
		F						
	1	1	Circulation	1,207				
	1	2	Classroom	911	2		3	
	1	2a	Restroom	24				
	1	3	Classroom	911	5		4	
	1	3a	Restroom	24				
	1	4	Classroom	911	5		5	
	1	4a	Restroom	24				
	1	5	Storage	54				

		BLDG LEVEL	ROOM #	ROOM USE	ROOM AREA (SQUARE FOOTAGE)	CLASSROOM COMPUTERS	ADMIN WORKSTATIONS	MARKED ROOM #	ROOM CAPACITY
		1	6	Restroom	437				
BUILDING	G								
		1	1	Storage	500				
PORTABLE	P1								
			1	Admin/Office	900				
PORTABLE	P2								
			1	Admin/Office	900				
PORTABLE	P27								
			1	Classroom	858				
PORTABLE	P28								
			1	Classroom	858	7			
PORTABLE	P29								
			1	Classroom	858	5			
PORTABLE	P3								
			1	Classroom	713				
			2	Storage	64				
			3	Restroom	42				
			4	Restroom	42				
PORTABLE	P30								
			1	Classroom	858	5			
PORTABLE	P4								
			5	Admin/Office	88		1		
			6	Building Utilities	67				
			7	Restroom	49				
			8	Restroom	100				
			9	Building Utilities	16				
			10	Lounge/Staff Dining	88				
			11	Admin/Office	110		1		
			17	Admin/Office	154		1		
PORTABLE	P5								
			12	Lounge/Staff Dining	120		1		
			13	Restroom	57				
			18	Admin/Office	684		4		
PORTABLE	P6								
			14	Restroom	57				
			15	Classroom	684				
			16	Storage	55				
PORTABLE	P7								
			1	Admin/Office	900				
PORTABLE	P8								
			1	Admin/Office	900				
PORTABLE	P9								
			1	Admin/Office	900				