

Glenview Elementary School

4215 La Cresta Avenue

Site 119 Region 2 Grades K-5

"Glenview Elementary School nestles against the east bay foothills in the Glenview district of Oakland, California. With its diverse student population, its high level of parent involvement, along with strong administrative leadership, outstanding teachers and support staff, Glenview is a very special school and community." - Glenview Elementary School website

The surroundings are primarily residential, with a small walkable commercial center along Park Boulevard directly above the elementary school campus. Glenview is also only a few blocks away from Dimond Park and the Dimond commercial district, which runs along MacArthur between Excelsior Avenue and Lincoln Avenue.

PROGRAMMING (2012-2013)

Schools / Enrollment

	SDC	Non-SDC	Total	API (2010-2011)
Glenview	6	467	473	887



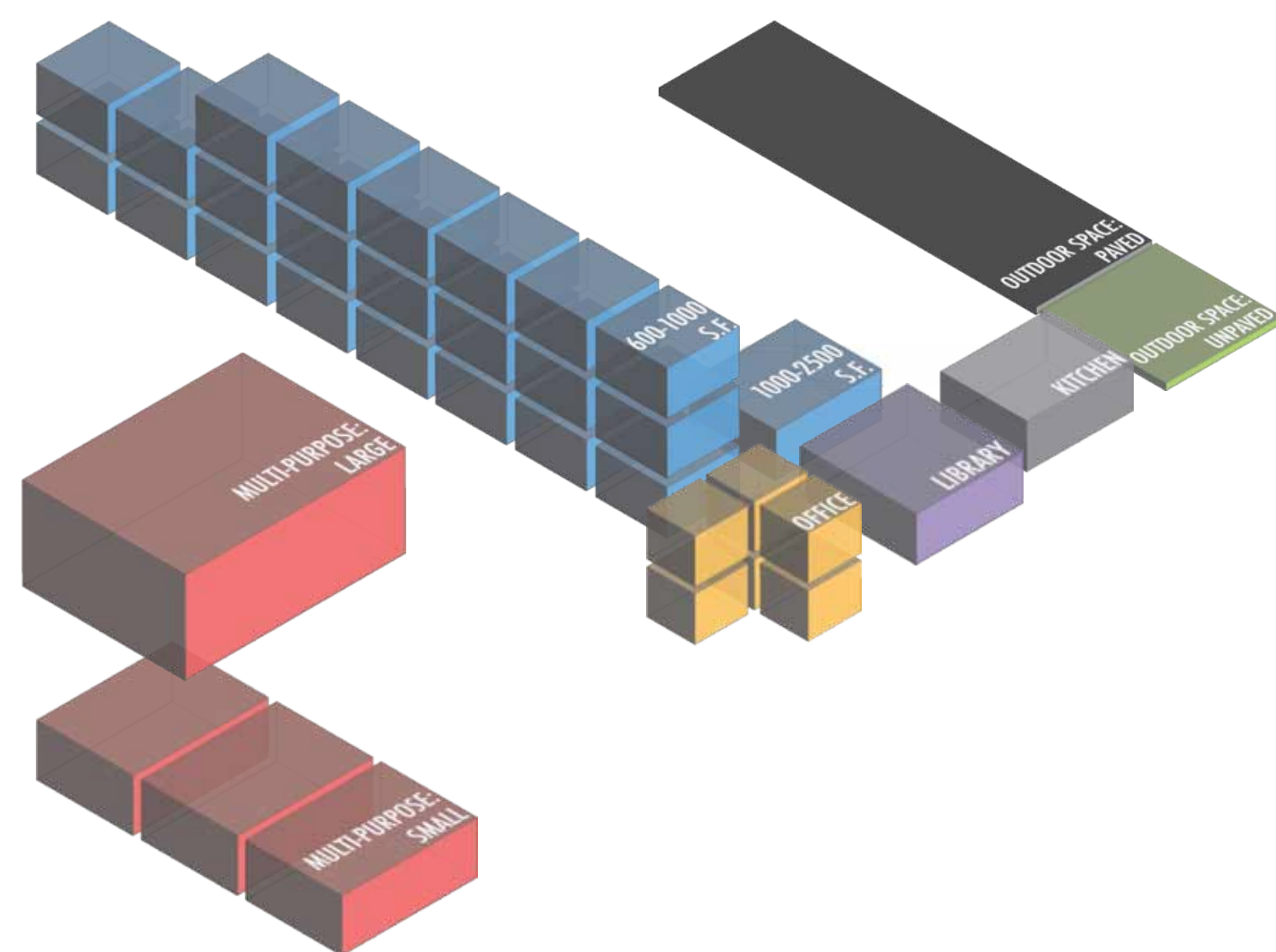
FACILITIES (Summer 2012)

LEARNING ENVIRONMENTS

LIBRARY

MULTI-PURPOSE

SCHOOL OFFICE & WORKSPACE



Summary Counts

	Total	Permanent	Portable
Site Acreage	2.9		
Building Footprint (sf)	30,461		
Building Area (sf)	42,742	34,768	7,974
Classroom-Sized Rooms	23	16	7

	Number of Rooms	Sq Ft
Library Rooms	1	1,069
Auditorium/Cafeteria/ Multi-purpose/Gym	4	6,397
Admin/Office/ Conference Room	6	1,180
School Gardens	Number: 2	Sq Ft: 140
Kitchen	Type: Finishing	
On-site Health Clinic	No	

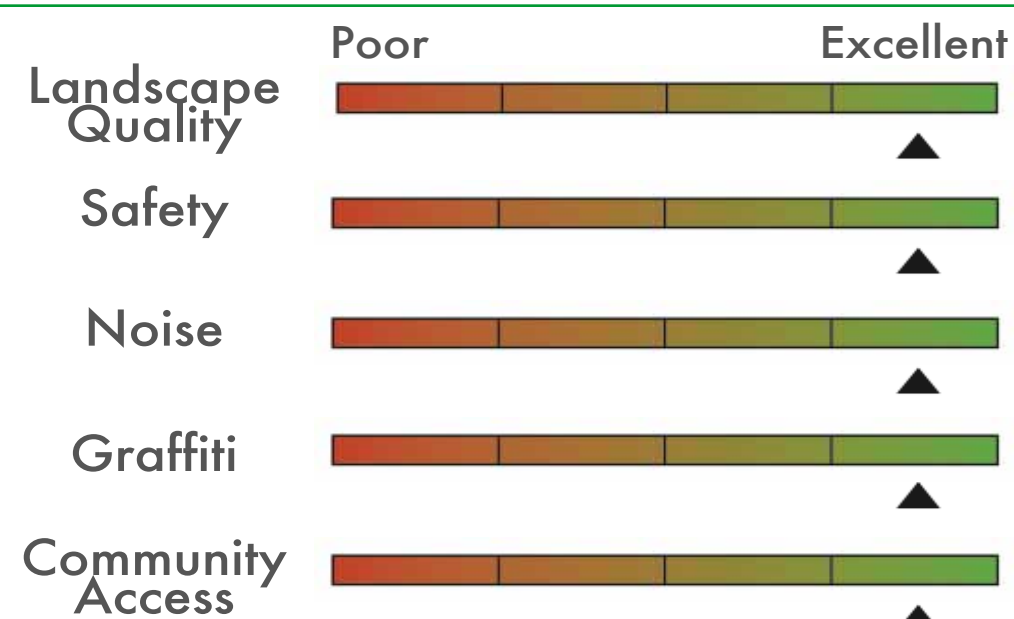
SITE SUMMARY (Summer 2012)

Sports / Recreation

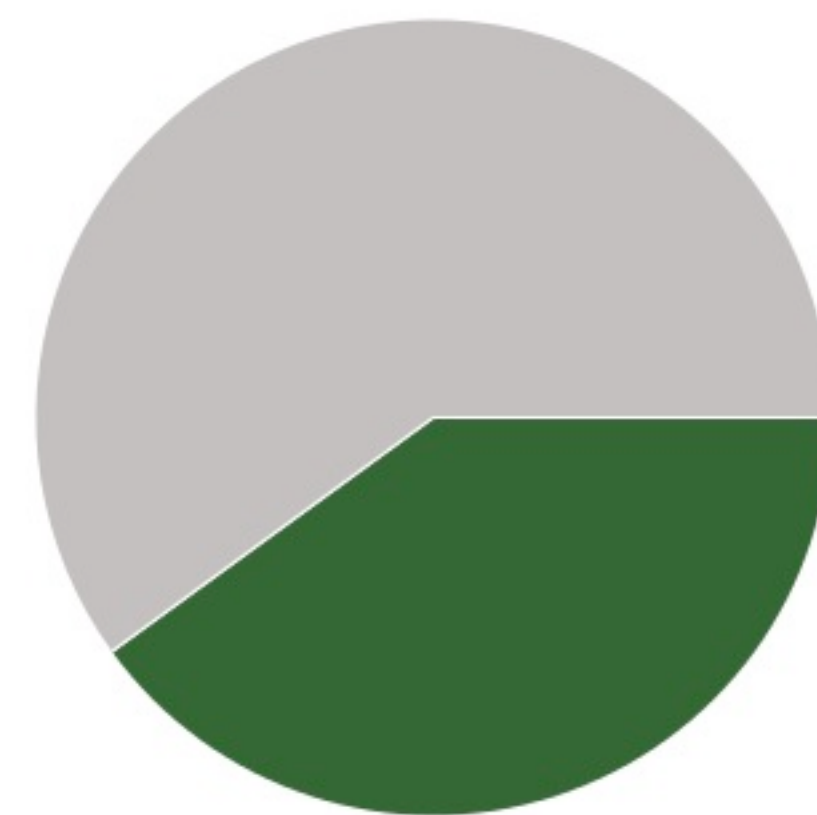
- Play structure ●●
- Basketball hoops ●●●●●
- Swimming pool
- Soccer/football field ●
- Volleyball court
- Track
- Baseball field
- Tennis court

Qualitative Assessment

Transit Accommodations



Open Space



Paved 60% 40% Green

Glenview Elementary School

Building Records


Site ID 119

Region 2

Grades K-5

Site & Facilities Photos - Summer 2011 (Sample)

*To view the full set, visit: <http://bitly.com/s2jdGC>



BUILDING

A

BUILDING AREA (SQFT): 34,768

CONSTRUCTED: 1938

STRUCTURAL ELEMENTS

ROOFING

Mixed: Plywood on wood joists, Concrete slab on beams

FOUNDATION

Spread (under int. col.) & Strip (under struct. walls) footings

VERTICAL RESISTANCE

Shear wall - Concrete shear walls; Rigid frames - Concrete moment frames, Infilled frames - Steel moment frames w/ infill concrete shear walls

QUALITATIVE BUILDING ASSESSMENT

EXTERIOR

Physical Condition

Poor Excellent



Circulation & Wayfinding



INTERIOR

Physical Condition

Poor Excellent



Circulation & Wayfinding



ROOM SUMMARY

NO. OF CLASSROOMS

16

NO. OF OFFICES

5

NO. OF ADMIN ROOMS

6

NO. OF RESTROOMS

16

NO. OF STUDENT COMPUTERS

9

NO. OF ADMIN WORKSTATIONS

7

ADDITIONAL ADMIN SPACES

Teachers' Lounge

Glenview Elementary School

Portable Records

Site ID 119

Region 2

Grades K-5

	Manufactured:	<u>NO. OF CLASSROOMS</u>	<u>NO. OF ADMIN ROOMS</u>
C	1957	1	
D	1971	1	
E	1957	1	
F	1968	1	
G	1969	1	
H	2001	1	
I	2001	1	
P1	Unknown		
P2	Unknown		
P3	Unknown		


Portable Inventory


Total Count
10

Average Age
37 Years

Qualitative Conditions Assessment

Poor Excellent

EXT. 

INT. 

Glenview Elementary School

Rooms Summary & List

Site ID 119

Region 2

Grades K-5

BUILDING	BLDG LEVEL	ROOM #	ROOM USE	ROOM AREA (SQUARE FOOTAGE)	CLASSROOM COMPUTERS	ADMIN WORKSTATIONS	MARKED ROOM #	ROOM CAPACITY
A								
	1	1	Storage	77				
	1	um1	Mechanical					
	1	2	Restroom	27				
	1	3	Storage	138				
	1	4	Multipurpose	1,135				
	1	5	Storage	77				
	1	6	Restroom	27			2	
	1	7	Storage	138			15	
	1	8	Building Utilities	302				
	1	9	Multipurpose	3,774				
	1	10	Circulation	264				
	1	11	Storage	64				
	1	12	Storage	64				
	1	13	Circulation	576				
	1	14	Circulation	174				
	1	15	Circulation	66				
	1	16	Admin/Office	186		1		
	1	17	Admin/Office	182		1		
	1	18	Restroom	41				
	1	19	Admin/Office	240		1	16	
	1	20	Classroom	734	1			
	1	21	Storage	26				
	1	22	Storage	94			17	
	1	23	Classroom	734	2			
	1	24	Storage	26				
	1	25	Storage	94				
	1	26	Classroom	734			6	
	1	27	Storage	26				
	1	28	Storage	94				
	1	29	Circulation	1,110				
	1	30	Building Utilities	157		1	11	
	1	31	Storage	263			10	
	1	32	Restroom	478				
	1	33	Restroom	98				
	1	34	Storage	26				
	1	35	Storage	94				
	1	36	Classroom	744			9	
	1	37	Circulation	188				
	1	38	Restroom	372				
	1	39	Admin/Office	306		2		
	1	40	Storage	118				
	1	41	Circulation	70				
	1	42	Circulation	1,471				
	1	43	Circulation	196				
	1	44	Storage	143				
	1	45	Classroom	721				
	1	46	Storage	143				
	1	47	Classroom	721				
	1	48	Circulation	218				
	1	49	Circulation	155				
	1	50	Classroom	776	3			
	1	51	Circulation	225				
	2	1	Storage	26				
	2	2	Storage	95				
	2	3	Circulation	240				
	2	4	Storage	26				
	2	5	Storage	25				

BLDG LEVEL	ROOM #	ROOM USE	ROOM AREA (SQUARE FOOTAGE)	CLASSROOM COMPUTERS	ADMIN WORKSTATIONS	MARKED ROOM #	ROOM CAPACITY
2	6	Storage	94			2	
2	7	Classroom	780			15	
2	8	Classroom	709				
2	9	Storage	26				
2	10	Storage	94				
2	11	Classroom	734				
2	12	Library	1,069	5			
2	13	Admin/Office	152				
2	14	Building Utilities	18				
2	15	Restroom	90				
2	16	Restroom	65				
2	17	Storage	46				
2	18	Storage	94				
2	19	Classroom	720			16	
2	20	Storage	26				
2	21	Storage	94				
2	22	Classroom	744			17	
2	23	Circulation	258				
2	24	Building Utilities	160				
2	25	Storage	11				
2	26	Restroom	36			6	
2	27	Restroom	70				
2	28	Circulation	27				
2	29	Lounge/Staff Dining	492				
2	30	Classroom	1,063	1		11	
2	31	Classroom	878			10	
2	32	Circulation	152				
2	33	Storage	69				
2	34	Circulation	1,652				
2	35	Circulation	1,117				
3	1	Classroom	980				
3	2	Circulation	238				
3	3	Building Utilities	39				
3	4	Restroom	42				
3	5	Storage	63				
3	6	Classroom	813	2		2	
3	7	Storage	198			15	
3	8	Restroom	63				
3	9	Circulation	77				
3	10	Restroom	47				
3	11	Restroom	36				
3	12	Building Utilities	49				
3	13	Circulation	50				
3	14	Circulation	174				
3	15	Lounge/Staff Dining	178		1		
3	16	Building Utilities	251				
3	17	Admin/Office	114				
3	18	Restroom	128				
3	19	Restroom	127			16	
3	20	Building Utilities	242				
PORTABLE	C						
		1	Classroom	864		5	
PORTABLE	D						
		1	Classroom	960		4	
PORTABLE	E						
		1	Classroom	864			
PORTABLE	F						
		1	Classroom	954		2	

		BLDG LEVEL	ROOM #	ROOM USE	ROOM AREA (SQUARE FOOTAGE)	CLASSROOM COMPUTERS	ADMIN WORKSTATIONS	MARKED ROOM #	ROOM CAPACITY
PORTABLE	G								
			1	Classroom	720			3	
PORTABLE	H								
			1	Classroom	720	2		6	
PORTABLE	I								
			1	Classroom	720	4		7	
PORTABLE	P1								
			1	Cafeteria	744	3			
PORTABLE	P2								
			1	Cafeteria	744	3			
PORTABLE	P3								
			2	Building Utilities	576				
			3	Building Utilities	12				
			4	Locker Rooms	48				
			5	Restroom	48				