

# Golden Gate Elementary School

6200 San Pablo Avenue

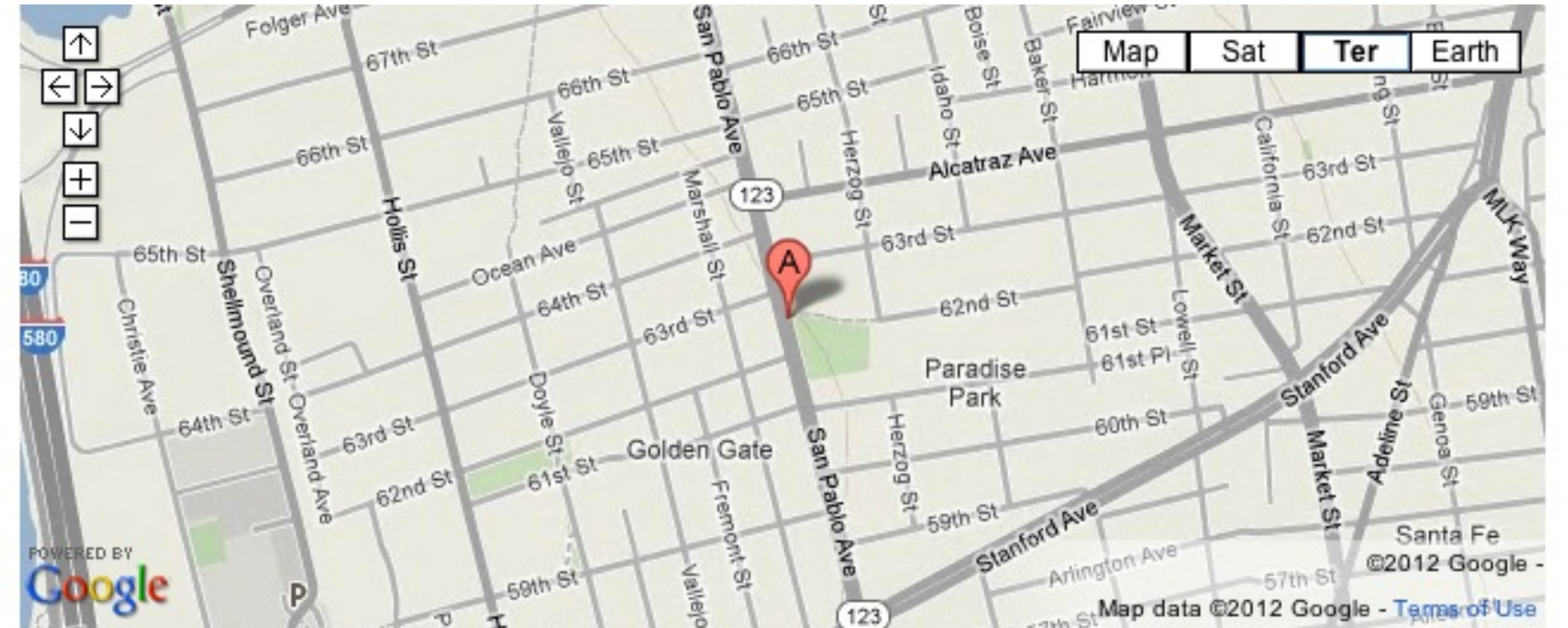
Site 120 Region 1 Grades

Golden Gate Elementary School is situated in the Golden Gate neighborhood on the north-western edge of the city between Emeryville and Berkeley. It lies on San Pablo Avenue, a major arterial street between Oakland, Emeryville, and Berkeley that features a number of businesses and offers public transportation options for students. The site is currently hosting the Berkley Maynard Academy charter program, and is adjacent to the Golden Gate Playground & Park.

## PROGRAMMING (2012-2013)

### Schools / Enrollment

	SDC	Non-SDC	Total	API (2010-2011)
<b>Berkley Maynard Academy (Charter)</b>				840



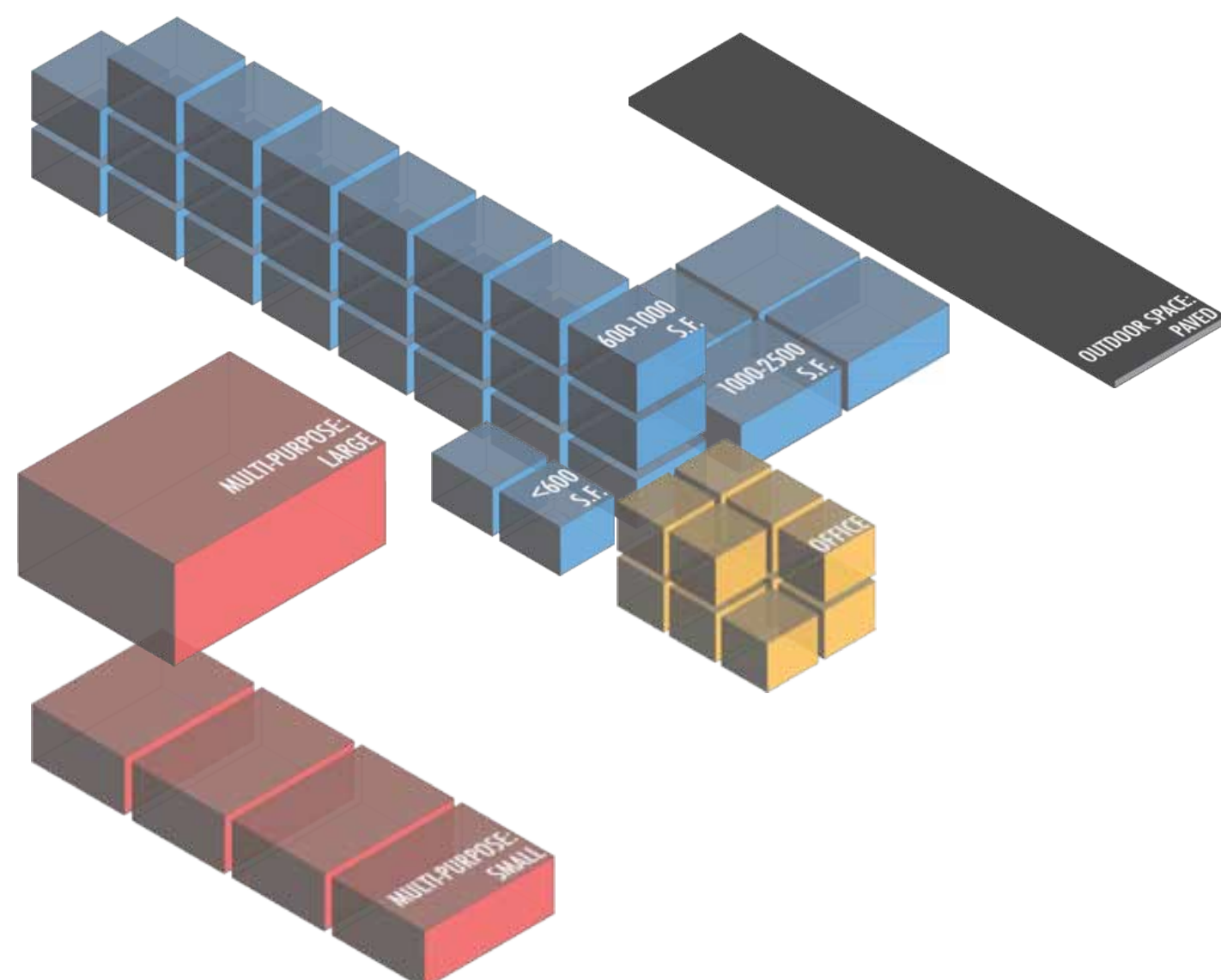
## FACILITIES (Summer 2012)

### LEARNING ENVIRONMENTS

LIBRARY

MULTI-PURPOSE

SCHOOL OFFICE & WORKSPACE



### Summary Counts

	Total	Permanent	Portable
Site Acreage	<b>3.4</b>		
Building Footprint (sf)	<b>32,943</b>		
Building Area (sf)	<b>50,233</b>	47,109	3,124
Classroom-Sized Rooms	<b>27</b>	26	1
<i>2 rooms &lt; 600 s.f. used as classrooms</i>			
	Number of Rooms	Sq Ft	
Library Rooms	<b>0</b>		
Auditorium/Cafeteria/ Multi-purpose/Gym	<b>5</b>	7,288	
Admin/Office/ Conference Room	<b>11</b>	3,366	
School Gardens (None)			
Kitchen	Type: Finishing		
On-site Health Clinic	No		

## SITE SUMMARY (Summer 2012)

### Sports / Recreation

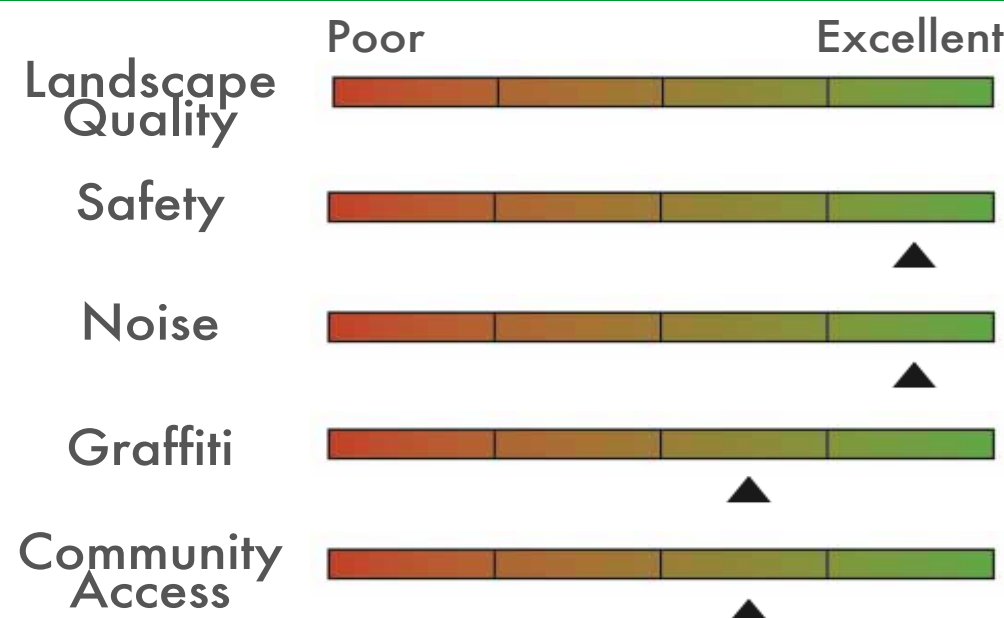
- Play structure ●
- Basketball hoops ●●●●
- Swimming pool
- Soccer/football field
- Volleyball court
- Track
- Baseball field
- Tennis court

### Qualitative Assessment

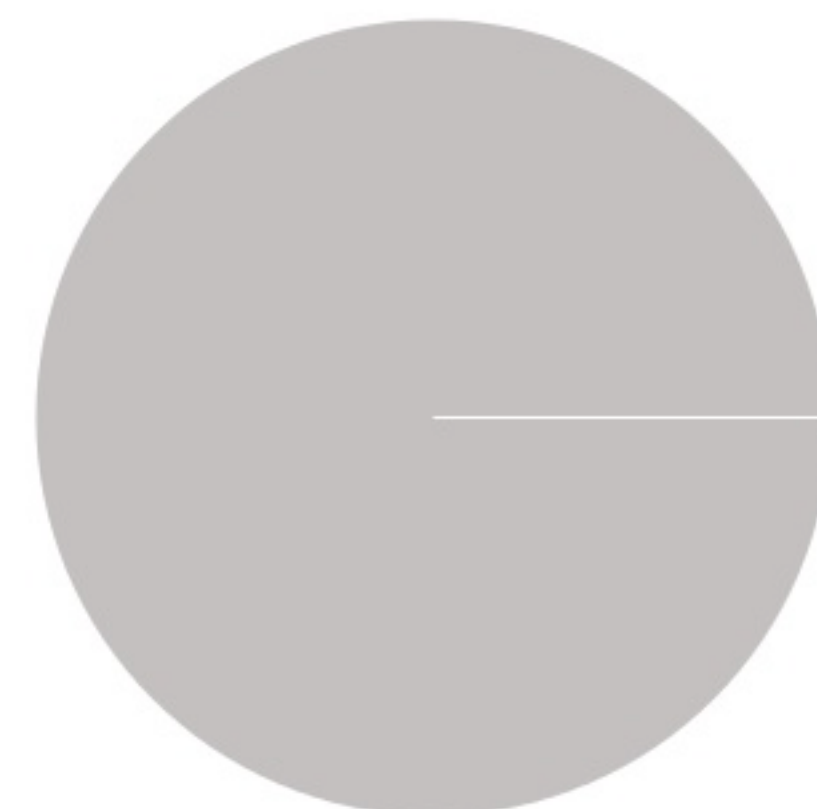
#### Transit Accommodations



20



### Open Space



Paved 100% 0% Green



# Golden Gate Elementary School

Building Records


Site ID 120

Region 1

Grades

## Site & Facilities Photos - Summer 2011 (Sample)

\*To view the full set, visit: <http://bitly.com/v35fmB>



<b>BUILDING A</b>		BUILDING AREA (SQFT): 7,483		CONSTRUCTED: 1938	
<b>STRUCTURAL ELEMENTS</b>		<b>ROOFING</b> Plywood on wood trusses, Horizontal rod bracing	<b>FOUNDATION</b> Strip footings (under structural walls)	<b>VERTICAL RESISTANCE</b> Shear wall - Wood stud walls	
<b>QUALITATIVE BUILDING ASSESSMENT</b>		<b>EXTERIOR</b> Physical Condition: Circulation & Wayfinding:	<b>INTERIOR</b> Physical Condition: Circulation & Wayfinding:		
<b>ROOM SUMMARY</b>		NO. OF CLASSROOMS	NO. OF OFFICES	NO. OF ADMIN ROOMS	NO. OF RESTROOMS
					2
		NO. OF STUDENT COMPUTERS	NO. OF ADMIN WORKSTATIONS	ADDITIONAL ADMIN SPACES	

<b>BUILDING B</b>		BUILDING AREA (SQFT): 21,596		CONSTRUCTED: 1938	
<b>STRUCTURAL ELEMENTS</b>		<b>ROOFING</b> Plywood on wood trusses, Horizontal rod bracing	<b>FOUNDATION</b> Strip footings (under structural walls)	<b>VERTICAL RESISTANCE</b> Shear wall - Wood stud walls	
<b>QUALITATIVE BUILDING ASSESSMENT</b>		<b>EXTERIOR</b> Physical Condition: Circulation & Wayfinding:	<b>INTERIOR</b> Physical Condition: Circulation & Wayfinding:		
<b>ROOM SUMMARY</b>		NO. OF CLASSROOMS	NO. OF OFFICES	NO. OF ADMIN ROOMS	NO. OF RESTROOMS
		12	8	10	6
		NO. OF STUDENT COMPUTERS	NO. OF ADMIN WORKSTATIONS	ADDITIONAL ADMIN SPACES	
		18	13	Conference Room Teachers' Lounge	

<b>BUILDING C</b>		BUILDING AREA (SQFT): 18,030		CONSTRUCTED: 1938	
<b>STRUCTURAL ELEMENTS</b>		<b>ROOFING</b> Tile roof, Wood sheathing on joists	<b>FOUNDATION</b> Spread (under int. col.) & Strip (under struct. walls) footings	<b>VERTICAL RESISTANCE</b> Shear wall - Combine brick wall w/ gunite & rebar (concrete shear walls)	
<b>QUALITATIVE BUILDING ASSESSMENT</b>		<b>EXTERIOR</b> Physical Condition: Circulation & Wayfinding:	<b>INTERIOR</b> Physical Condition: Circulation & Wayfinding:		
<b>ROOM SUMMARY</b>		NO. OF CLASSROOMS	NO. OF OFFICES	NO. OF ADMIN ROOMS	NO. OF RESTROOMS
		12			9
		NO. OF STUDENT COMPUTERS	NO. OF ADMIN WORKSTATIONS	ADDITIONAL ADMIN SPACES	
		33		Teachers' Lounge	

# Golden Gate Elementary School

Portable Records

Site ID 120

Region 1

Grades

	Manufactured: 1922	<u>NO. OF CLASSROOMS</u>	<u>NO. OF ADMIN ROOMS</u>
D	Manufactured: 1922	<u>NO. OF CLASSROOMS</u>	<u>NO. OF ADMIN ROOMS</u>
E	Manufactured: 1922	<u>NO. OF CLASSROOMS</u>	<u>NO. OF ADMIN ROOMS</u>
F	Manufactured: 1922	<u>NO. OF CLASSROOMS</u>	<u>NO. OF ADMIN ROOMS</u>
G	Manufactured: 1922	<u>NO. OF CLASSROOMS</u>	<u>NO. OF ADMIN ROOMS</u>

Portable Inventory

Total Count  
4

Average Age  
90 Years

Qualitative Conditions Assessment

	Poor	Excellent
EXT.		
INT.		



# Golden Gate Elementary School

Rooms Summary & List

Site ID 120

Region 1

Grades

	BLDG LEVEL	ROOM #	ROOM USE	ROOM AREA (SQUARE FOOTAGE)	CLASSROOM COMPUTERS	ADMIN WORKSTATIONS	MARKED ROOM #	ROOM CAPACITY
<b>BUILDING</b>								
<b>A</b>								
	1	1	Circulation	712				
	1	2	Multipurpose	4,315			102	585
	1	3	Restroom	43				
	1	4	Storage	62			0	
	1	5	Locker Rooms	62			104	
	1	6	Restroom	43				
	1	7	Multipurpose	814				
	1	8	Building Utilities	531				
	1	9	Building Utilities	189				
	2	1	Multipurpose	597				
	2	2	Storage	115			102	
<b>BUILDING</b>								
<b>B</b>								
	1	1	Admin/Office	303		1	120	
	1	2	Circulation	270				
	1	3	Building Utilities	29			119	
	1	4	Restroom	301			213	
	1	5	Admin/Office	459		2	214	
	1	6	Classroom	731	2		213	
	1	7	Storage	207			212	
	1	8a	Classroom	545	2		113	
	1	8b	Admin/Office	191				
	1	9	Conference Room	351		1	116	
	1	10	Admin/Office	313		2	211	
	1	11	Admin/Office	248		1		
	1	12	Storage	45				
	1	13	Restroom	42				
	1	14	Circulation	404				
	1	15	Building Utilities	241			206	
	1	16	Admin/Office	877		2	209	
	1	17	Admin/Office	230		1	207	
	1	18	Restroom	40				
	1	19	Admin/Office	96		1		
	1	20	Classroom	763	5			
	1	21	Classroom	647			202	
	1	22	Restroom	453				
	1	23	Restroom	116				
	1	24	Building Utilities	68				
	1	25	Circulation	36				
	1	26	Classroom	704	4		202	
	1	27	Circulation	281				
	1	28	Circulation	2,574				
	2	1a	Admin/Office	107			215	
	2	1b	Admin/Office	191		2	215	
	2	2	Circulation	267				
	2	4	Storage	212			213	
	2	5	Classroom	677			214	
	2	6	Classroom	1,012	4		213	
	2	7	Classroom	656			212	
	2	10	Classroom	546	2		211	
	2	11	Lounge/Staff Dining	169				
	2	12	Circulation	38				
	2	13	Building Utilities	13				
	2	14	Storage	52				
	2	15	Lounge/Staff Dining	830			206	
	2	16	Classroom	750	1		209	

	BLDG LEVEL	ROOM #	ROOM USE	ROOM AREA (SQUARE FOOTAGE)	CLASSROOM COMPUTERS	ADMIN WORKSTATIONS	MARKED ROOM #	ROOM CAPACITY
	2	17	Classroom	713	1		207	
	2	19	Classroom	1,333				
	2	20	Classroom	1,088				
	2	21	Classroom	660	1		202	
	2	22	Circulation	277				
	2	24	Restroom	104				
	2	26	Building Utilities	336			202	
<b>BUILDING</b>								
<b>C</b>								
	1	1	Classroom	950	2		218	
	1	2	Storage	79				
	1	2b	Restroom	24				
	1	4	Classroom	1,315	2			
	1	6	Restroom	32				
	1	7	Classroom	892	2		221	
	1	8	Classroom	901	2			
	1	9	Classroom	901	2		129	
	1	10	Classroom	913	2			
	1	11	Restroom	188				
	1	11b	Restroom	25				
	1	12	Building Utilities	53				
	1	13	Circulation	2,198				
	1	14	Restroom	254				
	1	15	Building Utilities	46				
	1	16	Building Utilities	86			222	
	1	17	Circulation	108				
	1	18	Circulation	154				
	1	19	Circulation	73				
	2	1	Classroom	867	4		218	
	2	2	Storage	124				
	2	3	Storage	39				
	2	4	Classroom	834	4			
	2	5	Lounge/Staff Dining	225			219	
	2	6	Storage	30				
	2	7	Classroom	783	3		221	
	2	8	Storage	26				
	2	10	Storage	87				
	2	11	Restroom	188				
	2	12	Building Utilities	52				
	2	13	Circulation	220				
	2	14	Storage	26				
	2	16	Classroom	785	4		222	
	2	17	Restroom	39				
	2	18	Restroom	318				
	2	19	Circulation	1,842				
	2	20	Storage	26				
	2	21	Storage	88				
	2	22	Classroom	793	4		225	
	2	23	Storage	26				
	2	25	Classroom	774	2		225	
	2	26	Circulation	246				
	2	27	Storage	80				
	2	28	Restroom	261				
	2	29	Building Utilities	59				
<b>PORTABLE</b>								
<b>D</b>								
		1	Lounge/Staff Dining	781				
<b>PORTABLE</b>								
<b>E</b>								
		1	Building Utilities	781				

		BLDG LEVEL	ROOM #	ROOM USE	ROOM AREA (SQUARE FOOTAGE)	CLASSROOM COMPUTERS	ADMIN WORKSTATIONS	MARKED ROOM #	ROOM CAPACITY
<b>PORTABLE</b>	<b>F</b>								
			1	Cafeteria	781				
<b>PORTABLE</b>	<b>G</b>								
			1	Cafeteria	781				