

# Lockwood Elementary School

6701 East 14th Street

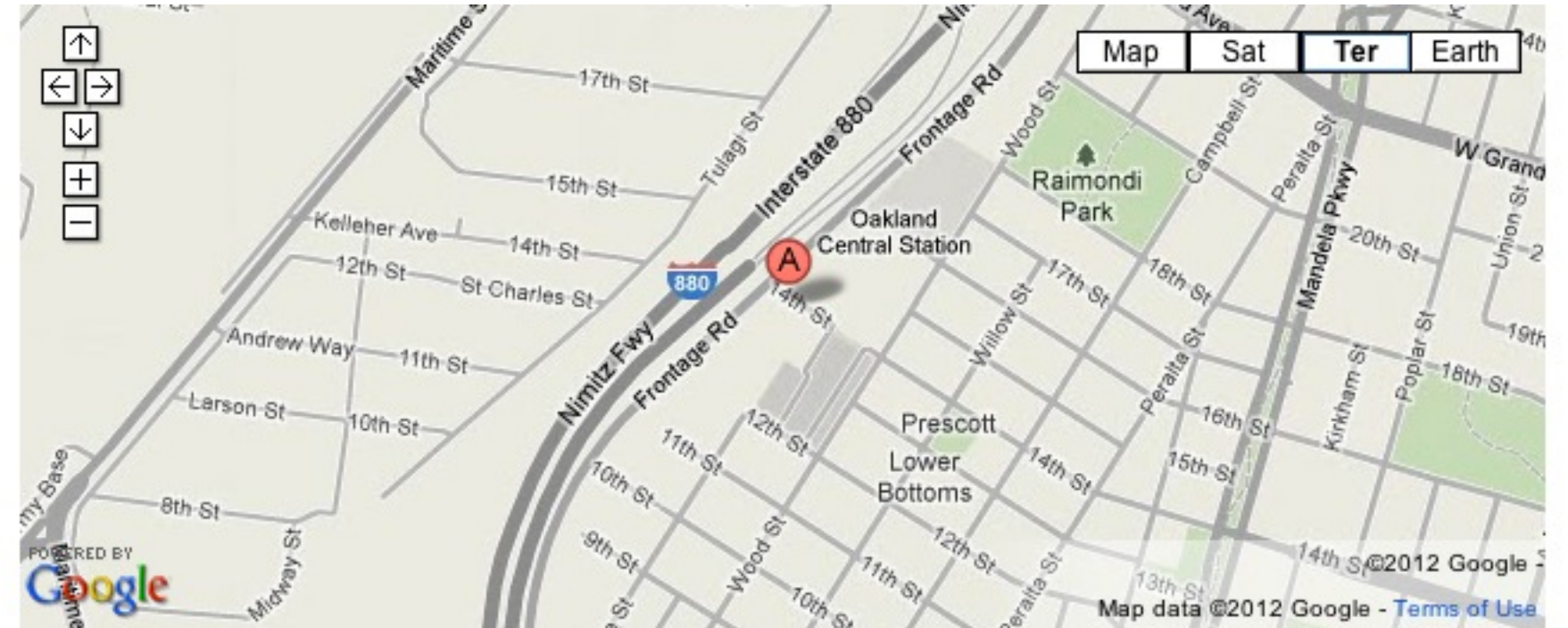
Site 134 Region 3 Grades K-5

Lockwood Elementary School is situated on International Boulevard along the border between the Lockwood and Havencourt neighborhoods. The elementary school in fact shares a parcel with another OUSD school site; Havencourt Middle School. International Boulevard is a major avenue with significant commercial development, but the other streets surrounding Lockwood are predominately residential. The site is close to the Oakland Coliseum and Coliseum BART, which lie to the south, and to the Martin Luther King Library on the corner of 69th Avenue & International.

## PROGRAMMING (2012-2013)

### Schools / Enrollment

	SDC	Non-SDC	Total	API (2010-2011)
<b>Community United</b>	0	379	379	692
<b>Futures Academy</b>	1	340	341	682




## FACILITIES (Summer 2012)

### LEARNING ENVIRONMENTS

LIBRARY

MULTI-PURPOSE

SCHOOL OFFICE & WORKSPACE



### Summary Counts

	Total	Permanent	Portable
Site Acreage	<b>6.7</b>		
Building Footprint (sf)	<b>55,601</b>		
Building Area (sf)	<b>77,599</b>	64,927	12,672
Classroom-Sized Rooms	<b>41</b>	31	10
<i>3 rooms &lt; 600 s.f. used as classrooms</i>			
	Number of Rooms		Sq Ft
Library Rooms	<b>1</b>		1,611
Auditorium/Cafeteria/ Multi-purpose/Gym	<b>5</b>		9,126
Admin/Office/ Conference Room	<b>17</b>		5,019
School Gardens	Number: <b>1</b>		Sq Ft: 140
Kitchen	Type: Finishing		
On-site Health Clinic	No		

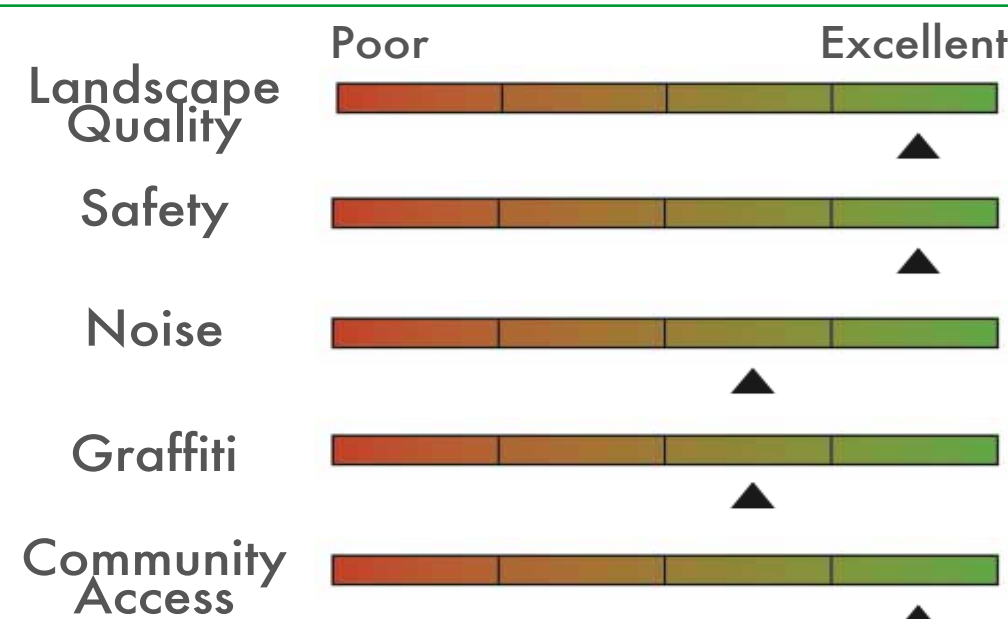
## SITE SUMMARY (Summer 2012)

### Sports / Recreation

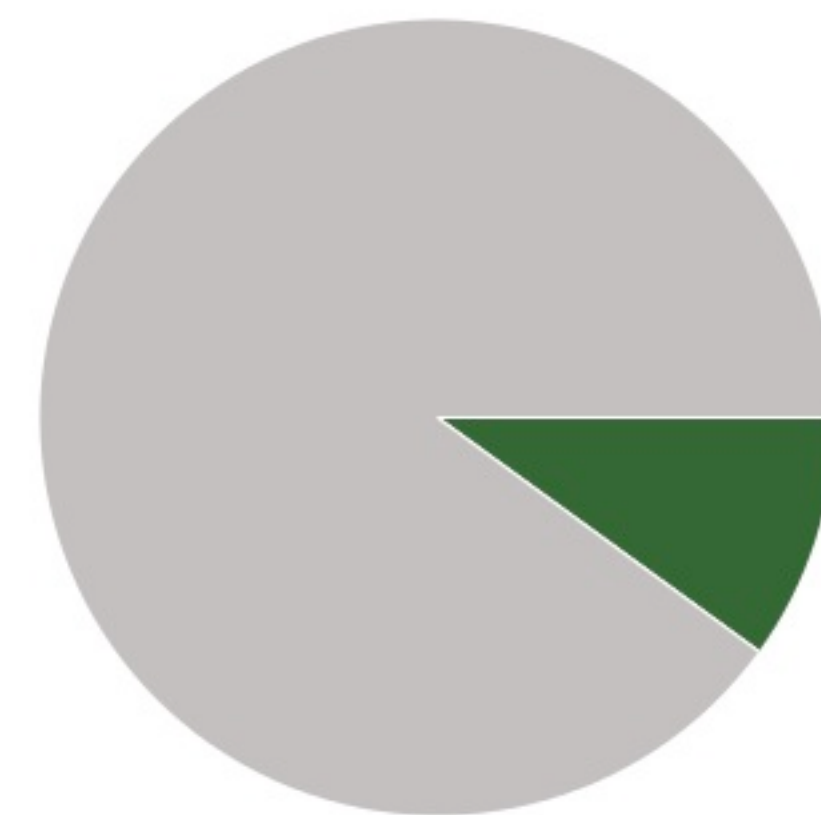
- Play structure ●●
- Basketball hoops ●●●●
- Swimming pool
- Soccer/football field
- Volleyball court
- Track
- Baseball field
- Tennis court

### Qualitative Assessment

#### Transit Accommodations



### Open Space



Paved 90% 10% Green

# Lockwood Elementary School

Building Records

Site ID 134

Region 3

Grades K-5

## Site & Facilities Photos - Summer 2011 (Sample)

\*To view the full set, visit: <http://bitly.com/t1qObD>



<b>BUILDING A</b>		BUILDING AREA (SQFT): 24,577		CONSTRUCTED: 1953	
<b>STRUCTURAL ELEMENTS</b>		ROOFING Concrete shear walls	FOUNDATION Spread (under int. col.) & Strip (under struct. walls) footings	VERTICAL RESISTANCE Shear wall - Concrete shear walls	
<b>QUALITATIVE BUILDING ASSESSMENT</b>		<b>EXTERIOR</b>	Physical Condition: Circulation & Wayfinding:	<b>INTERIOR</b>	Physical Condition: Circulation & Wayfinding:
<b>ROOM SUMMARY</b>		NO. OF CLASSROOMS 11	NO. OF OFFICES 9	NO. OF ADMIN ROOMS 9	NO. OF RESTROOMS 6
		NO. OF STUDENT COMPUTERS 8	NO. OF ADMIN WORKSTATIONS 14	ADDITIONAL ADMIN SPACES Conference Room Teachers' Lounge	

<b>BUILDING B</b>		BUILDING AREA (SQFT): 11,108		CONSTRUCTED: 1953	
<b>STRUCTURAL ELEMENTS</b>		ROOFING Plywood on wood joists and trusses	FOUNDATION Strip footings (under structural walls)	VERTICAL RESISTANCE Shear wall - Wood stud walls (diagonally sheathed)	
<b>QUALITATIVE BUILDING ASSESSMENT</b>		<b>EXTERIOR</b>	Physical Condition: Circulation & Wayfinding:	<b>INTERIOR</b>	Physical Condition: Circulation & Wayfinding:
<b>ROOM SUMMARY</b>		NO. OF CLASSROOMS 5	NO. OF OFFICES 1	NO. OF ADMIN ROOMS 1	NO. OF RESTROOMS 5
		NO. OF STUDENT COMPUTERS 1	NO. OF ADMIN WORKSTATIONS 1	ADDITIONAL ADMIN SPACES	

<b>BUILDING C</b>		BUILDING AREA (SQFT): 7,226		CONSTRUCTED: 1975	
<b>STRUCTURAL ELEMENTS</b>		ROOFING Plywood on wood joists and steel beams	FOUNDATION Strip footings (under structural walls)	VERTICAL RESISTANCE Shear wall - Wood stud walls	
<b>QUALITATIVE BUILDING ASSESSMENT</b>		<b>EXTERIOR</b>	Physical Condition: Circulation & Wayfinding:	<b>INTERIOR</b>	Physical Condition: Circulation & Wayfinding:
<b>ROOM SUMMARY</b>		NO. OF CLASSROOMS 1	NO. OF OFFICES 1	NO. OF ADMIN ROOMS 1	NO. OF RESTROOMS 3
		NO. OF STUDENT COMPUTERS 1	NO. OF ADMIN WORKSTATIONS 1	ADDITIONAL ADMIN SPACES	

<b>BUILDING D</b>		BUILDING AREA (SQFT): 4,937		CONSTRUCTED: 1958	
<b>STRUCTURAL ELEMENTS</b>		ROOFING Plywood on wood joists and steel beams	FOUNDATION Strip footings (under structural walls)	VERTICAL RESISTANCE Shear wall - Wood stud walls	
<b>QUALITATIVE BUILDING ASSESSMENT</b>		<b>EXTERIOR</b> Physical Condition: [Poor       Excellent] ▲ Circulation & Wayfinding: [Poor       Excellent] ▲		<b>INTERIOR</b> Physical Condition: [Poor       Excellent] ▲ Circulation & Wayfinding: [Poor       Excellent] ▲	
<b>ROOM SUMMARY</b>		NO. OF CLASSROOMS	NO. OF OFFICES	NO. OF ADMIN ROOMS	NO. OF RESTROOMS
			1	1	2
		NO. OF STUDENT COMPUTERS	NO. OF ADMIN WORKSTATIONS	ADDITIONAL ADMIN SPACES	
			2	Teachers' Lounge	

<b>BUILDING E</b>		BUILDING AREA (SQFT): 17,079		CONSTRUCTED: 1953	
<b>STRUCTURAL ELEMENTS</b>		ROOFING Concrete slab on concrete beams	FOUNDATION Spread (under col.) & Strip (under struct. walls) footings	VERTICAL RESISTANCE Shear wall - Concrete shear walls	
<b>QUALITATIVE BUILDING ASSESSMENT</b>		<b>EXTERIOR</b> Physical Condition: [Poor       Excellent] ▲ Circulation & Wayfinding: [Poor       Excellent] ▲		<b>INTERIOR</b> Physical Condition: [Poor       Excellent] ▲ Circulation & Wayfinding: [Poor       Excellent] ▲	
<b>ROOM SUMMARY</b>		NO. OF CLASSROOMS	NO. OF OFFICES	NO. OF ADMIN ROOMS	NO. OF RESTROOMS
		11	4	4	4
		NO. OF STUDENT COMPUTERS	NO. OF ADMIN WORKSTATIONS	ADDITIONAL ADMIN SPACES	
		6	6		

# Lockwood Elementary School

Portable Records

Site ID 134

Region 3

Grades K-5

	Manufactured:	<u>NO. OF CLASSROOMS</u>	<u>NO. OF ADMIN ROOMS</u>
PA	2001	1	
PB	2001	1	
PC	2001	1	
PD	2001	1	
PE	2001	1	
PF	2001	1	
PG	1991	1	
PH	1991	1	
PI	1991		
PJ	1991		
PK	1991	1	
PL	1991	1	

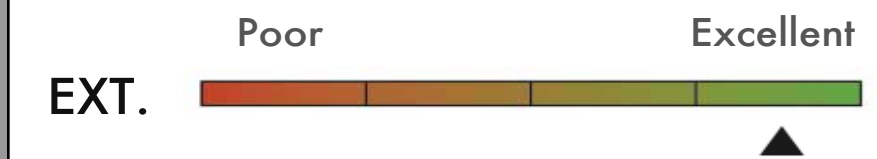
Portable Inventory

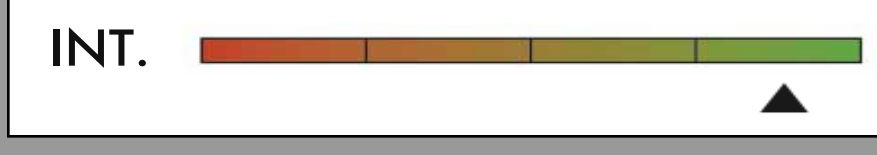
Total Count  
**12**

Average Age  
**16 Years**

Qualitative Conditions Assessment

Poor Excellent

EXT. 

INT. 

# Lockwood Elementary School

Rooms Summary & List

Site ID 134

Region 3

Grades K-5

BUILDING	BLDG LEVEL	ROOM #	ROOM USE	ROOM AREA (SQUARE FOOTAGE)	CLASSROOM COMPUTERS	ADMIN WORKSTATIONS	MARKED ROOM #	ROOM CAPACITY
<b>A</b>	1	1	Classroom	317			208	
	1	2	Restroom	66				
	1	3	Classroom	960	1		206	
	1	4	Classroom	960			204	
	1	5	Circulation	263				
	1	7	Restroom	339				
	1	8	Storage	141			207	
	1	9	Classroom	960	1		205	
	1	10	Classroom	960	1		203	
	1	11	Building Utilities	261		1		
	1	12	Restroom	429			201	
	1	13	Circulation	270				
	1	14	Classroom	960				
	1	15	Storage	480			202	
	1	16	Admin/Office	613		2		
	1	17	Admin/Office	216		1		
	1	18	Admin/Office	201		1		
	1	19	Storage	8				
	1	20	Storage	14				
	1	21	Admin/Office	198		2		
	1	22a	Conference Room	403				
	1	22	Admin/Office	480		2		
	1	22b	Admin/Office	77		1		
	1	23	Building Utilities	140				
	1	24	Admin/Office	92		1		
	1	26	Storage	61				
	1	27	Circulation	2,419				
	1	28	Building Utilities	90				
	1	30	Storage	50				
	1	31	Restroom	49				
	1	32	Storage	99				
	1	33	Circulation	36				
	1	34	Circulation	70				
	2	1	Admin/Office	291			1	208
2	2	Mechanical	92					
2	3	Classroom	960	1		206		
2	4	Classroom	960			204		
2	5	Circulation	2,379					
2	7	Restroom	126					
2	7a	Building Utilities	126					
2	8	Classroom	960			207		
2	9	Classroom	960			205		
2	10	Classroom	960	4		203		
2	11	Admin/Office	240		1			
2	12	Classroom	959			201		
2	14	Storage	480					
2	15	Library	1,611	5		202		
2	16	Restroom	107					
2	17	Lounge/Staff Dining	276		1			
2	18	Storage	154					
2	19	Classroom	154					
2	20	Storage	50					
2	21	Building Utilities	50					
<b>B</b>	1	1	Storage	73				

	BLDG LEVEL	ROOM #	ROOM USE	ROOM AREA (SQUARE FOOTAGE)	CLASSROOM COMPUTERS	ADMIN WORKSTATIONS	MARKED ROOM #	ROOM CAPACITY
	1	2	Admin/Office	97				
	1	3	Storage	93				
	1	4	Classroom	1,167			8	
	1	5	Circulation	227				
	1	6	Classroom	1,167			9	
	1	7	Classroom	1,194			10	
	1	8	Restroom	90				
	1	9	Restroom	90				
	1	10	Circulation	2,022				
	1	11	Auditorium	1,374				
	1	12	Restroom	78				
	1	13	Building Utilities	98		1		
	1	14	Building Utilities	55				
	1	15	Restroom	65				
	1	16	Building Utilities	220				
	1	17	Classroom	1,183			11	
	1	18	Classroom	1,130			12	
	1	19	Restroom	95				
	1	20	Circulation	50				
	1	21	Storage	15				
	1	22	Multipurpose	324				
	1	23	Storage	84				
	1	24	Circulation	61				
	1	25	Circulation	28				
	1	26	Circulation	28				
<b>BUILDING</b>								
	1	1	Storage	59				
	1	2	Admin/Office	83		1		
	1	3	Storage	98				
	1	4	Building Utilities	25				
	1	5	Storage	69				
	1	6	Building Utilities	65				
	1	7	Locker Rooms	100				
	1	8	Storage	190				
	1	9	Building Utilities	114				
	1	10	Building Utilities	156				
	1	11	Building Utilities	132				
	1	12	Building Utilities	158				
	1	13	Storage	162				
	1	14	Restroom	37				
	1	15	Restroom	35				
	1	16	Restroom	41				
	1	17	Classroom	1,053				137
	1	18	Building Utilities	665				
	1	19	Cafeteria	3,984				550
<b>BUILDING</b>								
	1	1	Multipurpose	868				
	1	2	Storage	242				
	1	3	Building Utilities	13				
	1	4	Admin/Office	413		2		
	1	5	Circulation	98				
	1	6	Circulation	16				
	1	7	Auditorium	2,576				
	1	8	Storage	22				
	1	9		21				
	1	10	Storage	21				
	1	11	Storage	25				
	1	12	Storage	24				
	1	13	Storage	14				
	1	14	Restroom	73				
	1	15	Restroom	57				

		BLDG LEVEL	ROOM #	ROOM USE	ROOM AREA (SQUARE FOOTAGE)	CLASSROOM COMPUTERS	ADMIN WORKSTATIONS	MARKED ROOM #	ROOM CAPACITY
		1	16	Lounge/Staff Dining	47				
		1	17	Building Utilities	29				
		1	19	Circulation	378				
<b>BUILDING</b>	<b>E</b>								
		1	1	Admin/Office	225		1		
		1	3	Restroom	319				
		1	4	Classroom	960	1		218	
		1	5	Classroom	960			216	
		1	6	Classroom	960			214	
		1	7	Classroom	960	4		219	
		1	8	Classroom	960			217	
		1	9	Admin/Office	960		2	215	
		1	9a	Admin/Office	168		1		
		1	9b	Storage	42				
		1	11	Restroom	319				
		1	12	Building Utilities	225				
		1	13	Circulation	1,865				
		2	2	Admin/Office	263		2		
		2	3	Circulation	1,660				
		2	4	Classroom	960			218	
		2	5	Classroom	960			216	
		2	6	Classroom	960			214	
		2	7	Classroom	960			219	
		2	8	Classroom	960			217	
		2	9	Classroom	960	1		215	
		2	10	Building Utilities	30				
		2	11	Building Utilities	60				
		2	13	Classroom	263				
		2	14	Restroom	60				
		2	15	Restroom	60				
<b>PORTABLE</b>	<b>PA</b>								
			1	Classroom	902				
<b>PORTABLE</b>	<b>PB</b>								
			1	Classroom	902				
<b>PORTABLE</b>	<b>PC</b>								
			1	Classroom	902				
<b>PORTABLE</b>	<b>PD</b>								
			1	Classroom	902				
<b>PORTABLE</b>	<b>PE</b>								
			1	Classroom	902				
<b>PORTABLE</b>	<b>PF</b>								
			1	Classroom	902				
<b>PORTABLE</b>	<b>PG</b>								
			1	Classroom	1,280				
			1b	Restroom	192				
<b>PORTABLE</b>	<b>PH</b>								
			2	Classroom	1,280				
			2b	Restroom	192				

	BLDG LEVEL	ROOM #	ROOM USE	ROOM AREA (SQUARE FOOTAGE)	CLASSROOM COMPUTERS	ADMIN WORKSTATIONS	MARKED ROOM #	ROOM CAPACITY
<b>PORTABLE</b>	PI							
			3		120			
			4		60			
			5		60			
			6		60			
			7		60			
			8		60			
			9		60			
			10		200			
			11		80			
		<b>PORTABLE</b>	PJ					
	12				300			
	13				64			
	16				120			
	17				64			
	18				64			
<b>PORTABLE</b>	PK							
			15	Classroom	1,280			
			15b	Restroom	192			
<b>PORTABLE</b>	PL							
			14b	Restroom	192			
			14	Classroom	1,280			