

Washington Elementary School

581 61st Street

Site 161 Region 1 Grades K-6

The Washington Elementary School site, which currently hosts the Sankofa Elementary School program, is located in the heart of the Bushrod Park neighborhood in East Oakland, directly adjacent to Bushrod Park, itself. The surroundings are mixed-use, commercial and residential, and bleed into the city of Berkeley to the north. The other neighborhood borders are very distinct, with CA-24 to the south, MLK Boulevard to the west, and Claremont Avenue to the east.

PROGRAMMING (2012-2013)

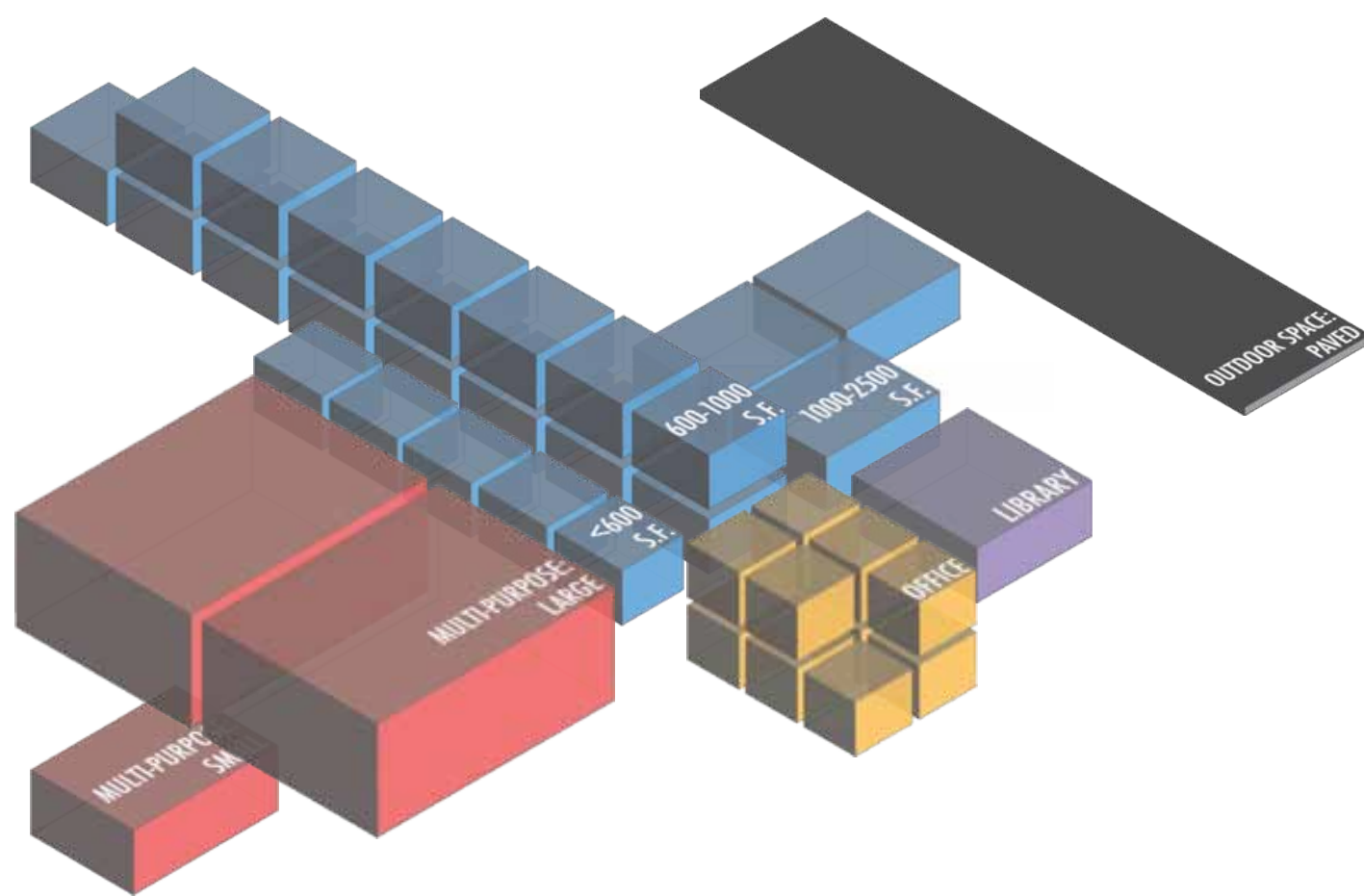
Schools / Enrollment

	SDC	Non-SDC	Total	API (2010-2011)
Sankofa Academy	13	332	345	750



FACILITIES (Summer 2012)

LEARNING ENVIRONMENTS
LIBRARY
MULTI-PURPOSE
SCHOOL OFFICE & WORKSPACE



Summary Counts

	Total	Permanent	Portable
Site Acreage	7.8		
Building Footprint (sf)	22,862		
Building Area (sf)	44,217	40,613	3,604
Classroom-Sized Rooms	18	15	3
<i>5 rooms < 600 s.f. used as classrooms</i>			
	Number of Rooms		Sq Ft
Library Rooms	1		975
Auditorium/Cafeteria/ Multi-purpose/Gym	3		6,349
Admin/Office/ Conference Room	11		3,971
School Gardens (None)			
Kitchen	Type: Finishing		
On-site Health Clinic	No		

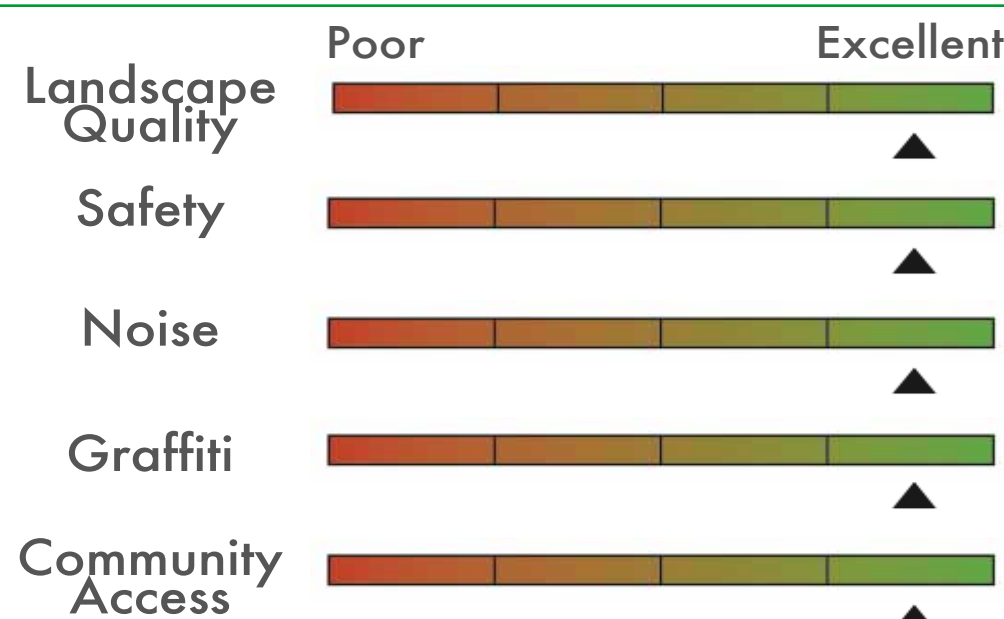
SITE SUMMARY (Summer 2012)

Sports / Recreation

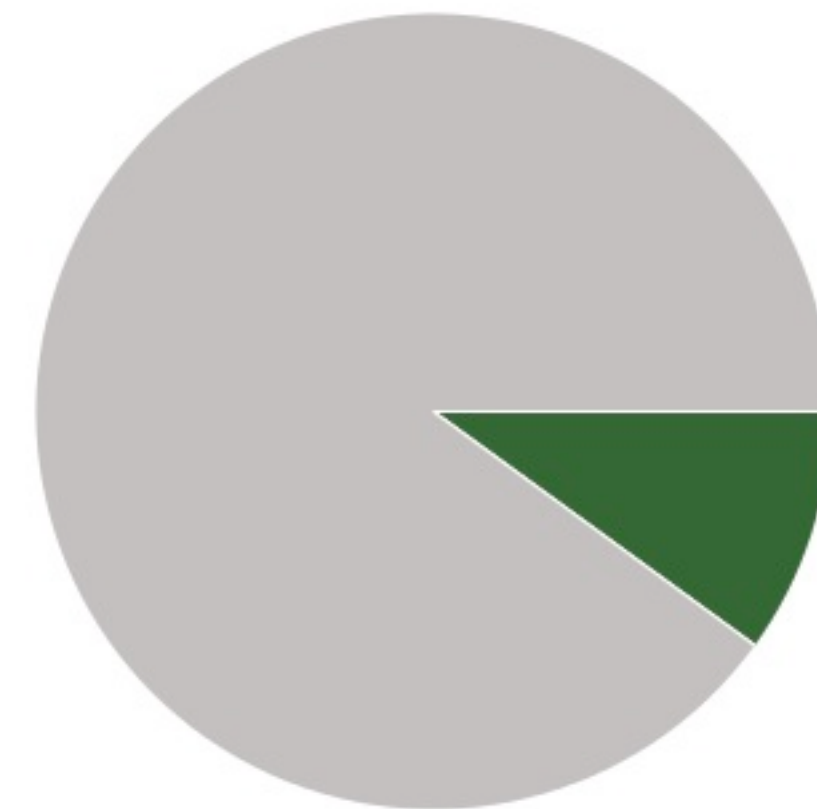
- Play structure ●●●
- Basketball hoops ●●●●●
- Swimming pool
- Soccer/football field
- Volleyball court
- Track
- Baseball field
- Tennis court

Qualitative Assessment

Transit Accommodations



Open Space



Paved 90% 10% Green

Washington Elementary School

Building Records

Site ID 161

Region 1

Grades K-6

Site & Facilities Photos - Summer 2011 (Sample)

*To view the full set, visit: <http://bitly.com/tbfmjf>



BUILDING

A

BUILDING AREA (SQFT): 40,613

CONSTRUCTED: 1948

STRUCTURAL ELEMENTS

ROOFING

Concrete slab on concrete beams and steel trusses

FOUNDATION

Spread footings (under columns) & strip footings (under structural walls)

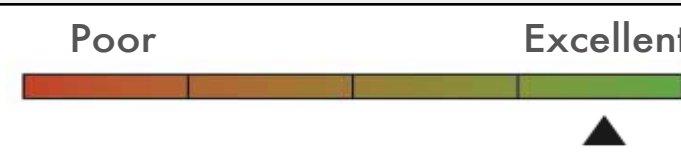
VERTICAL RESISTANCE

Concrete shear walls; Concrete moment frames


QUALITATIVE BUILDING ASSESSMENT

EXTERIOR

Physical Condition

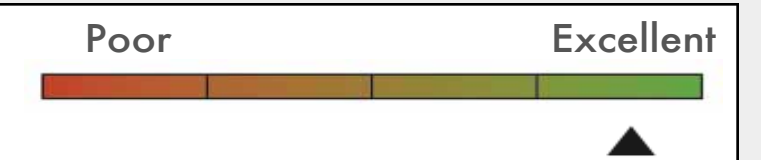


Circulation & Wayfinding




INTERIOR

Physical Condition



Circulation & Wayfinding



ROOM SUMMARY

NO. OF CLASSROOMS

13

NO. OF OFFICES

8

NO. OF ADMIN ROOMS

8

NO. OF RESTROOMS

10

NO. OF STUDENT COMPUTERS

25

NO. OF ADMIN WORKSTATIONS

20

ADDITIONAL ADMIN SPACES

Conference Room
Teachers' Lounge

Washington Elementary School

Portable Records

Site ID 161

Region 1

Grades K-6

	Manufactured: 1958	<u>NO. OF CLASSROOMS</u>	<u>NO. OF ADMIN ROOMS</u>
P1	Manufactured: 1958	<u>NO. OF CLASSROOMS</u>	<u>NO. OF ADMIN ROOMS</u>
P2	Manufactured: 1958	<u>NO. OF CLASSROOMS</u>	<u>NO. OF ADMIN ROOMS</u>
P3	Manufactured: 1958	<u>NO. OF CLASSROOMS</u>	<u>NO. OF ADMIN ROOMS</u> 2
P4	Manufactured: 1958	<u>NO. OF CLASSROOMS</u> 1	<u>NO. OF ADMIN ROOMS</u>
P5	Manufactured: 1958	<u>NO. OF CLASSROOMS</u> 1	<u>NO. OF ADMIN ROOMS</u>

Portable Inventory

Total Count
5

Average Age
54 Years

Qualitative Conditions Assessment

	Poor	Excellent
EXT.		
INT.		

Washington Elementary School

Rooms Summary & List

Site ID 161

Region 1

Grades K-6

BUILDING	BLDG LEVEL	ROOM #	ROOM USE	ROOM AREA (SQUARE FOOTAGE)	CLASSROOM COMPUTERS	ADMIN WORKSTATIONS	MARKED ROOM #	ROOM CAPACITY
A								
	1	1	Classroom	1,174				
	1	2	Storage	167				
	1	3	Restroom	77				
	1	4	Circulation	125			13	
	1	5a	Classroom	1,307			3	
	1	5b	Restroom	45				
	1	6	Classroom	975	3		5	
	1	7	Classroom	975			7	
	1	8	Conference Room	488		1	9	
	1	9	Admin/Office	144				
	1	10	Storage	353				
	1	11	Admin/Office	100		1		
	1	12	Building Utilities	119				
	1	13	Admin/Office	367		2		
	1	14	Admin/Office	272				
	1	15	Storage	34				
	1	16	Circulation	75				
	1	17	Restroom	50				
	1	18	Storage	11			16	
	1	19	Multipurpose	2,758				354
	1	20	Multipurpose	833			12	
	1	21	Restroom	50				
	1	22	Storage	217				
	1	23	Classroom	428	1			
	1	25	Circulation	47				
	1	26	Circulation	51				
	1	27	Building Utilities	153				
	1	28	Mechanical	47				
	1	29	Lounge/Staff Dining	546		1		
	1	30	Circulation	63				
	1	32	Building Utilities	193				
	1	33	Restroom	334				
	1	34	Classroom	975	5		6	
	1	35	Classroom	975			4	
	1	36	Classroom	1,045			2	
	1	37	Storage	88				
	1	38	Admin/Office	257		1		
	1	39	Restroom	72				
	1	40	Restroom	485				
	1	42	Circulation	48				
	1	43	Storage	300				
	1	44	Circulation	5,050				
	2	1	Classroom	377				
	2	2	Library	975				
	2	3	Classroom	975				
	2	4	Classroom	975			13	
	2	5	Classroom	975	1			
	2	6	Classroom	975			5	
	2	7	Classroom	591			7	
	2	10	Storage	212				
	2	12	Circulation	87				
	2	13	Storage	38				
	2	14	Restroom	103				
	2	15	Building Utilities	182				
	2	16	Circulation	80				
	2	17	Restroom	109				
	2	18	Classroom	975			16	

	BLDG LEVEL	ROOM #	ROOM USE	ROOM AREA (SQUARE FOOTAGE)	CLASSROOM COMPUTERS	ADMIN WORKSTATIONS	MARKED ROOM #	ROOM CAPACITY
	2	19	Classroom	975	16			
	2	20	Admin/Office	975		8	12	
	2	21	Admin/Office	975		5		
	2	23	Circulation	2,337				
	3	1	Cafeteria	2,758				173
	3	2	Building Utilities	653				
	3	3	Storage	102				
	3	5	Restroom	68				
	3	6	Circulation	95			5	
	3	7	Circulation	47			7	
	3	10a	Classroom	308			8	
	3	10b	Storage	202				
	3	11	Admin/Office	249		1		
	3	12	Circulation	242				
	3	14	Building Utilities	1,125				
PORTABLE								
		1		864				
PORTABLE								
		2	Classroom	506				
		3	Storage	86				
		4	Restroom	95				
PORTABLE								
		5	Admin/Office	72				
		6	Admin/Office	72				
		7	Building Utilities	180				
		8	Storage					
		9	Locker Rooms	72				
		10	Restroom	36				
		11	Restroom	81				
		12	Restroom	81				
PORTABLE								
		13	Storage	24				
		14	Classroom	720				
		18	Storage	24				
PORTABLE								
		15	Storage	28				
		16	Storage	42				
		17	Classroom	621	17			