

Webster Academy Elementary School

8000 Birch Street

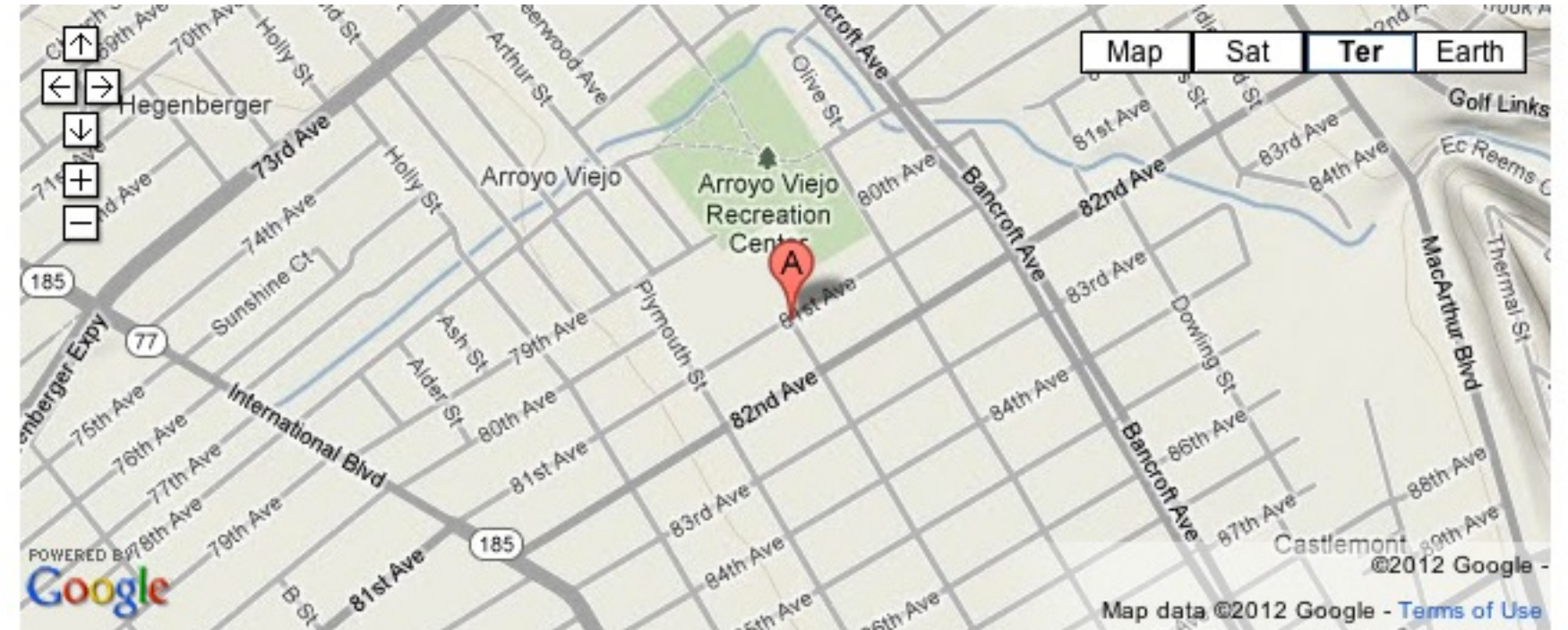
Site 162 Region 3 Grades K-5

The Webster Elementary School site hosts the East Oakland PRIDE school program, and is located adjacent to Arroyo Viejo Recreation Center in the Arroyo Viejo neighborhood. This mostly residential community is bordered by Bancroft Avenue to the north-east, 73rd Avenue to the north-west, International Boulevard to the south-west, and 85th Avenue to the south-east. Beyond these boundaries to the north-west lies Eastmont Mall Shopping Center, and five blocks directly east is the Castlemont High School site.

PROGRAMMING (2012-2013)

Schools / Enrollment

	SDC	Non-SDC	Total	API (2010-2011)
East Oakland PRIDE Elementary	19	412	431	652



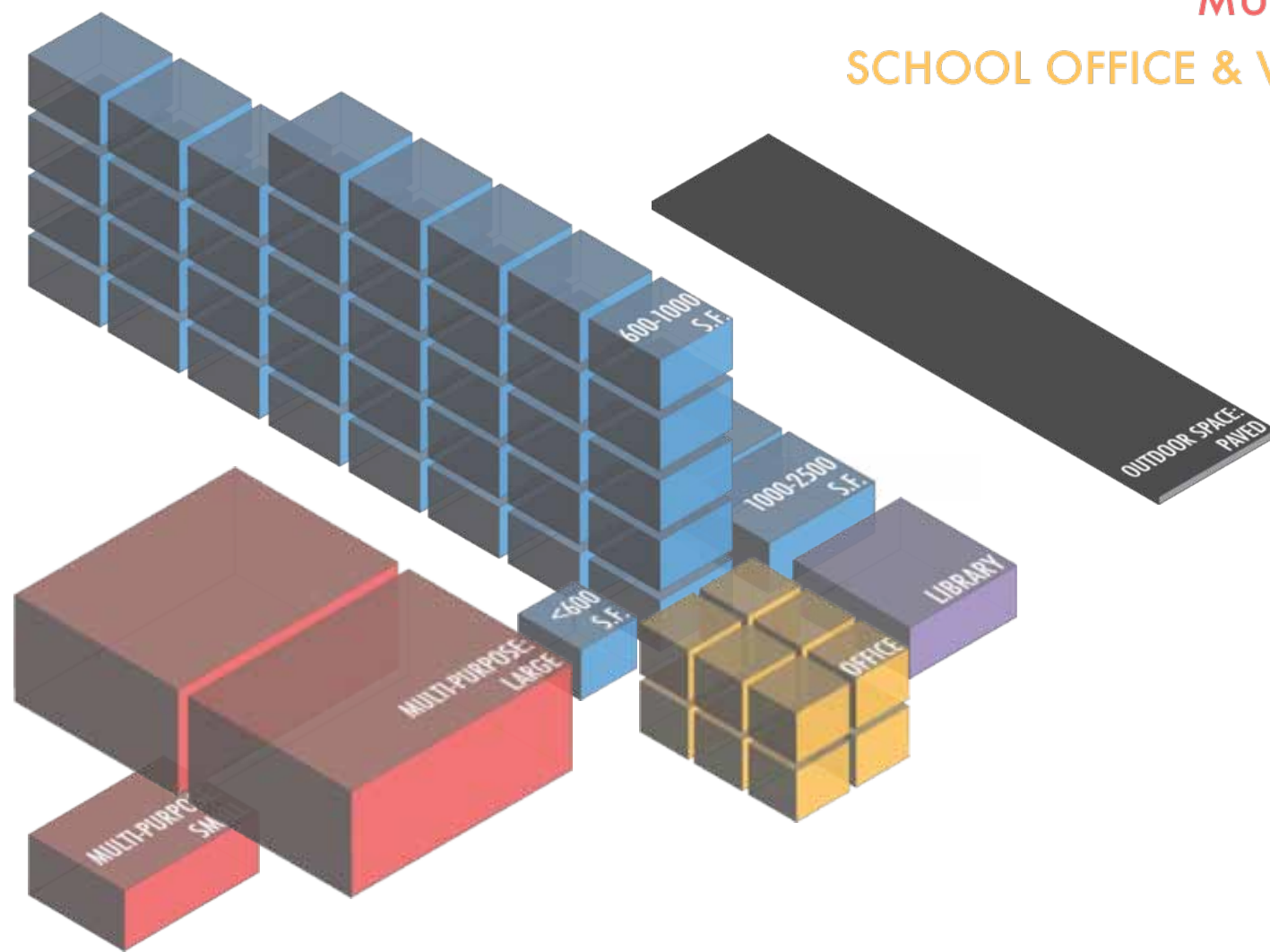
FACILITIES (Summer 2012)

LEARNING ENVIRONMENTS

LIBRARY

MULTI-PURPOSE

SCHOOL OFFICE & WORKSPACE



Summary Counts

	Total	Permanent	Portable
Site Acreage	8.8		
Building Footprint (sf)	39,846		
Building Area (sf)	60,625	41,946	18,679
Classroom-Sized Rooms	39	19	20
<i>1 room < 600 s.f. used as classroom</i>			
	Number of Rooms		Sq Ft
Library Rooms	1		1,305
Auditorium/Cafeteria/ Multi-purpose/Gym	3		8,210
Admin/Office/ Conference Room	12		3,820
School Gardens (None)			
Kitchen		Type: Community	
On-site Health Clinic		No	

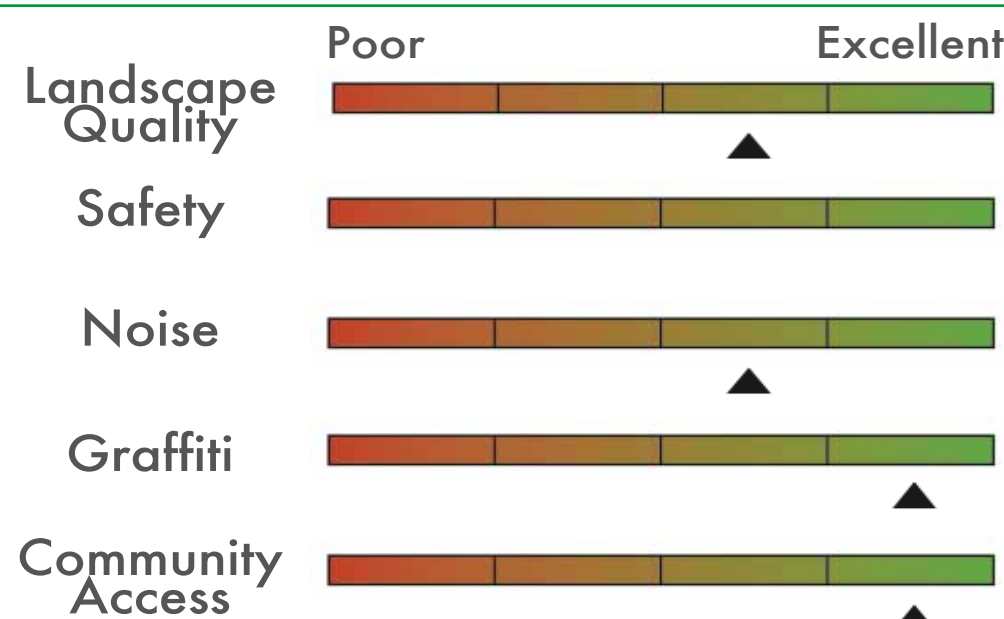
SITE SUMMARY (Summer 2012)

Sports / Recreation

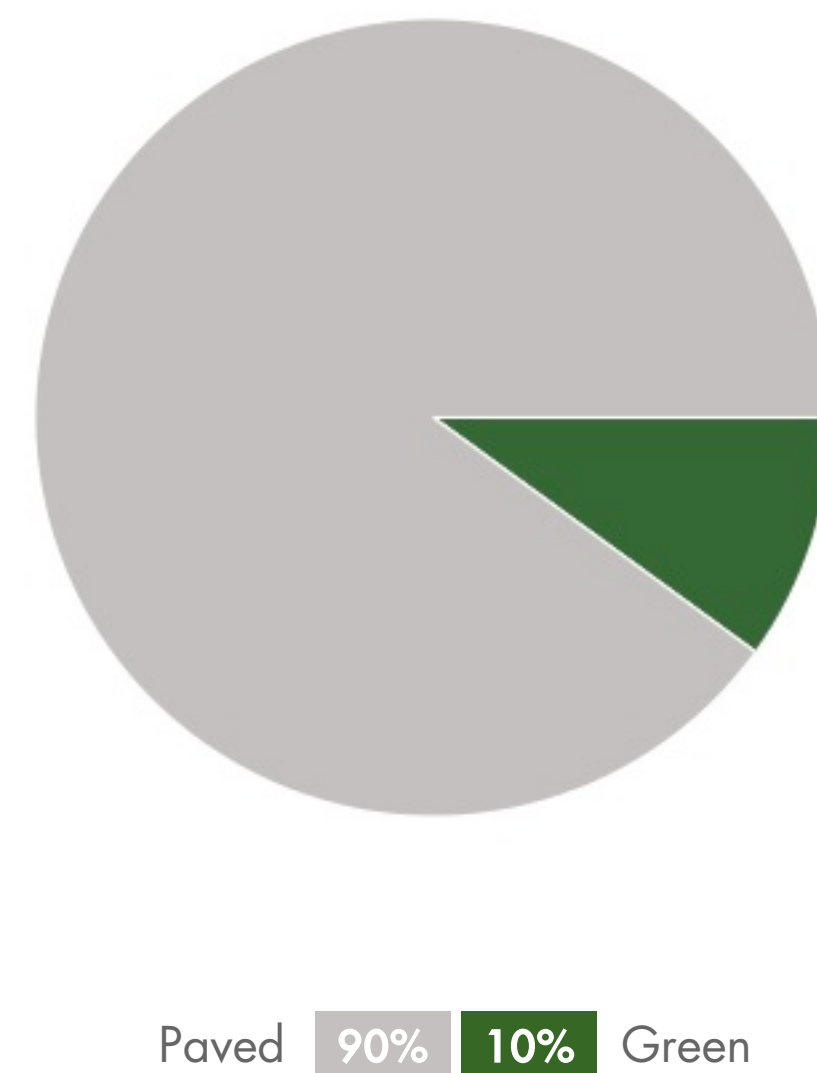
- Play structure ●●●
- Basketball hoops ●●●●●
- Swimming pool
- Soccer/football field
- Volleyball court
- Track
- Baseball field
- Tennis court

Qualitative Assessment

Transit Accommodations



Open Space



Webster Academy Elementary School

Building Records


Site ID 162

Region 3

Grades K-5

Site & Facilities Photos - Summer 2011 (Sample)

*To view the full set, visit: <http://bitly.com/tannxP>



BUILDING A		BUILDING AREA (SQFT): 25,078		CONSTRUCTED: 1935	
STRUCTURAL ELEMENTS		ROOFING Diagonal sheathing on wood joists and steel	FOUNDATION Spread footings (under columns) & strip footings (under structural walls)	VERTICAL RESISTANCE Concrete shear walls (lower level), Wood stud walls (upper level); Steel braced frames	
QUALITATIVE BUILDING ASSESSMENT		EXTERIOR Physical Condition: [Poor Excellent] ▲ Circulation & Wayfinding: [Poor Excellent] ▲	INTERIOR Physical Condition: [Poor Excellent] ▲ Circulation & Wayfinding: [Poor Excellent] ▲		
ROOM SUMMARY		NO. OF CLASSROOMS: 12 NO. OF STUDENT COMPUTERS: 1	NO. OF OFFICES: 4 NO. OF ADMIN WORKSTATIONS: 33	NO. OF ADMIN ROOMS: 4 ADDITIONAL ADMIN SPACES:	NO. OF RESTROOMS: 7

BUILDING B		BUILDING AREA (SQFT): 8,990		CONSTRUCTED: 1949	
STRUCTURAL ELEMENTS		ROOFING Plywood on wood joists	FOUNDATION Spread footings (under columns) & strip footings (under structural walls)	VERTICAL RESISTANCE Wood stud walls	
QUALITATIVE BUILDING ASSESSMENT		EXTERIOR Physical Condition: [Poor Excellent] ▲ Circulation & Wayfinding: [Poor Excellent] ▲	INTERIOR Physical Condition: [Poor Excellent] ▲ Circulation & Wayfinding: [Poor Excellent] ▲		
ROOM SUMMARY		NO. OF CLASSROOMS: 2 NO. OF STUDENT COMPUTERS: 28	NO. OF OFFICES: 1 NO. OF ADMIN WORKSTATIONS: 2	NO. OF ADMIN ROOMS: 1 ADDITIONAL ADMIN SPACES:	NO. OF RESTROOMS: 2

BUILDING C		BUILDING AREA (SQFT): 7,878		CONSTRUCTED: 1935	
STRUCTURAL ELEMENTS		ROOFING Plywood on wood joists and horizontal steel bracing	FOUNDATION Spread footings (under columns) & strip footings (under structural walls)	VERTICAL RESISTANCE Wood stud walls	
QUALITATIVE BUILDING ASSESSMENT		EXTERIOR Physical Condition: [Poor Excellent] ▲ Circulation & Wayfinding: [Poor Excellent] ▲	INTERIOR Physical Condition: [Poor Excellent] ▲ Circulation & Wayfinding: [Poor Excellent] ▲		
ROOM SUMMARY		NO. OF CLASSROOMS: 4 NO. OF STUDENT COMPUTERS:	NO. OF OFFICES: 4 NO. OF ADMIN WORKSTATIONS: 6	NO. OF ADMIN ROOMS: 4 ADDITIONAL ADMIN SPACES:	NO. OF RESTROOMS:

Webster Academy Elementary School

Portable Records

Site ID 162

Region 3

Grades K-5

	Manufactured:	<u>NO. OF CLASSROOMS</u>	<u>NO. OF ADMIN ROOMS</u>
D	1975		1
E	1975	1	
F	1975	1	
G	1975	1	
H	1975	1	
I	1975	1	
J	1967	1	
K	1967	1	
P1	Unknown	1	
P2	Unknown		2
P3	Unknown	1	
30	1997	1	
31	1997	1	
32	1997	1	
33	1997	1	
34	1998	1	
35	1998	1	
36	1998	1	
37	1998	1	
38	1998		
39	1998	1	
40	1997	1	


Portable Inventory


Total Count
22

Average Age
25 Years

Qualitative Conditions Assessment

Poor Excellent

EXT. 

INT. 

Webster Academy Elementary School

Rooms Summary & List

Site ID 162

Region 3

Grades K-5

	BLDG LEVEL	ROOM #	ROOM USE	ROOM AREA (SQUARE FOOTAGE)	CLASSROOM COMPUTERS	ADMIN WORKSTATIONS	MARKED ROOM #	ROOM CAPACITY
PORTABLE	30	1	Classroom	897			30	
		1	Classroom	897			31	
		1	Classroom	897			32	
		1	Classroom	897			33	
		1	Classroom	897			34	
		1	Classroom	897	4		35	
		1	Classroom	897	1		36	
		1	Classroom	897	1		37	
		1	Restroom	167				
		2	Restroom	167				
PORTABLE	39	1	Classroom	897			39	
		1	Classroom	897				
BUILDING	A	1	Storage	108			20	
		1	Storage	33				
		1	Classroom	757				
		1	Circulation	242				
		1	Multipurpose	4,246			22	567
		1	Multipurpose	646				
		1	Classroom	876			14	
		1	Building Utilities	213		1		
		1	Storage	42				
		1	Restroom	555				
		1	Circulation	245				
		1	Restroom	72				
		1	Circulation	114				
		1	Classroom	755			19	
		1	Storage	27				
		1	Classroom	753			18	
		1	Storage	28				
		1	Classroom	757	1		17	

	BLDG LEVEL	ROOM #	ROOM USE	ROOM AREA (SQUARE FOOTAGE)	CLASSROOM COMPUTERS	ADMIN WORKSTATIONS	MARKED ROOM #	ROOM CAPACITY
	1	21	Storage	29				
	1	23	Circulation	242				
	1	24	Admin/Office	1,121		14	16	
	1	25	Circulation	1,037				
	1	26	Restroom	38				
	1	27	Restroom	24				
	1	28	Admin/Office	226		16	8	
	1	29	Restroom	368			15	
	1	30	Mechanical	42				
	1	31	Circulation	114				
	1	32	Circulation	105				
	1	33	Circulation	81				
	1	34	Circulation	105				
	1	35	Circulation	81				
	1	36	Circulation	1,041				
	1	37	Circulation	245				
	1	38	Mechanical	52				
	2	1	Classroom	682			20	
	2	3	Restroom	30				
	2	4	Admin/Office	228		1		
	2	5	Classroom	836			22	
	2	6	Classroom	830				
	2	7	Circulation	200			14	
	2	8	Storage	51				
	2	9	Mechanical	52				
	2	10	Circulation	24				
	2	11	Building Utilities	81				
	2	13	Storage	60				
	2	14	Classroom	755			19	
	2	15	Storage	27				
	2	17	Classroom	753			18	
	2	18	Storage	28				
	2	20	Classroom	885			17	
	2	21	Circulation	521				
	2	22	Circulation	191				
	2	23a	Restroom	48				
	2	23b	Building Utilities	18				
	2	24	Classroom	528			16	
	2	25	Circulation	691				
	2	26	Circulation	191				
	2	27a	Storage	168				
	2	27b	Admin/Office	120		1		
	2	28	Circulation	694			8	
	2	29	Classroom	738			15	
	2	31	Storage	28				
	2	32	Circulation	200				
BUILDING	B							
	1	1	Library	1,305	3			
	1	1b	Classroom	990	28		2	
	1	1c	Classroom	990			1	
	1	2	Circulation	495				
	1	9	Circulation	507				
	1	10	Cafeteria	3,318				563
	1	11	Building Utilities	30				
	1	12	Admin/Office	96		1		
	1	13	Building Utilities	1,001		1		
	1	14	Storage	128				
	1	15	Restroom	49				
	1	16	Restroom	49				
	1	17	Building Utilities	14				
	1	18	Building Utilities	18				

	BLDG LEVEL	ROOM #	ROOM USE	ROOM AREA (SQUARE FOOTAGE)	CLASSROOM COMPUTERS	ADMIN WORKSTATIONS	MARKED ROOM #	ROOM CAPACITY
BUILDING	C							
	1	1	Storage	28				
	1	3	Classroom	696			7	
	1	4	Storage	28				
	1	6	Classroom	696			6	
	1	7	Circulation	309				
	1	8	Admin/Office	293		2		
	1	9	Admin/Office	134		1		
	1	10	Admin/Office	368		2		
	1	14	Building Utilities	98				
	1	15	Admin/Office	207		1		
	1	16	Circulation	334				
	1	17	Classroom	690			5	
	1	19	Storage	18				
	1	20	Classroom	696			4	
	1	21	Storage	19				
	1	23	Circulation	2,553				
	1	24	Building Utilities	45				
	2	1	Building Utilities	611				
	2	2	Circulation	55				
PORTABLE	D							
		1	Admin/Office	864		2	22	
PORTABLE	E							
		1	Classroom	864	2		23	
PORTABLE	F							
		1	Classroom	864			24	
PORTABLE	G							
		1	Classroom	864	1		25	
PORTABLE	H							
		1	Classroom	864	1		26	
PORTABLE	I							
		1	Classroom	864			27	
PORTABLE	J							
		1	Classroom	713			28	
PORTABLE	K							
		1	Classroom	713			29	
PORTABLE	P1							
		1	Classroom	1,044				
PORTABLE	P2							
		2	Restroom	90				
		3	Storage	70				
		4	Building Utilities	104				
		5	Lounge/Staff Dining	110				
		6	Storage	36				
		7	Restroom	42				
		8	Restroom	90				
		9	Admin/Office	63		2		
		10	Admin/Office	100				

	BLDG LEVEL	ROOM #	ROOM USE	ROOM AREA (SQUARE FOOTAGE)	CLASSROOM COMPUTERS	ADMIN WORKSTATIONS	MARKED ROOM #	ROOM CAPACITY
PORTABLE								
		11	Classroom	837				
		12	Building Utilities	54				
		13	Restroom	72				
		14	Storage	54				

P3