

Hoover Elementary School

890 Brockhurst Street

Site 170 Region 1 Grades K-5

The Hoover site is located near the border between Oakland and Emeryville near the I-580 overpass above San Pablo Avenue. The area is mostly residential with a small number of businesses and stores concentrated on San Pablo Avenue to the west. On the opposite side of Market Street is a YMCA facility, and 3 blocks south along Myrtle Street (off of San Pablo) is the McClymonds High School site. Students, families, and faculty have access to a number of convenient public transportation options, and are also very close to the CA-24 and I-580 highways.

PROGRAMMING (2012-2013)

Schools / Enrollment

	SDC	Non-SDC	Total	API (2010-2011)
Hoover	0	326	326	705



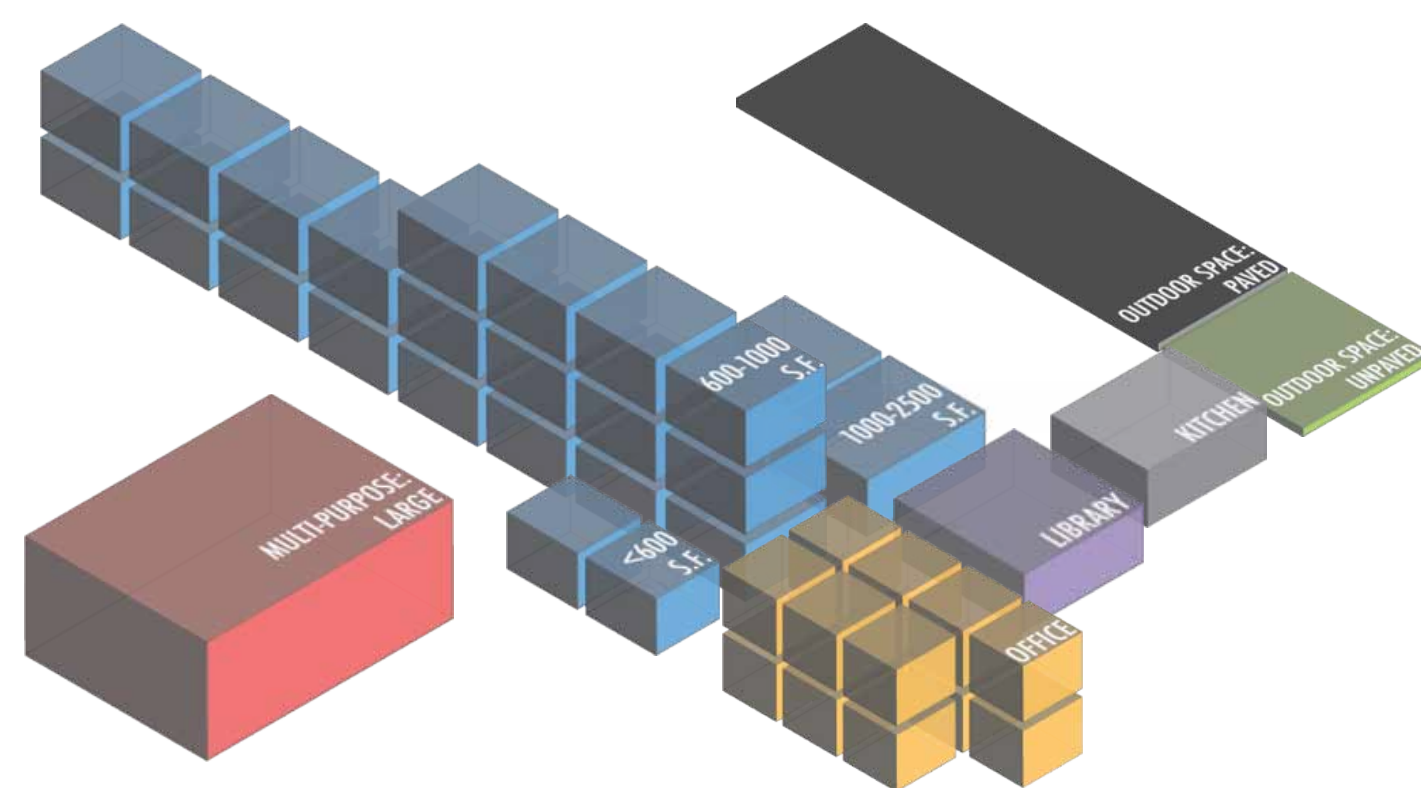
FACILITIES (Summer 2012)

LEARNING ENVIRONMENTS

LIBRARY

MULTI-PURPOSE

SCHOOL OFFICE & WORKSPACE



Summary Counts

	Total	Permanent	Portable
Site Acreage	3.6		
Building Footprint (sf)	29,454		
Building Area (sf)	38,892	36,048	2,844
Classroom-Sized Rooms	22	19	3
<i>2 rooms < 600 s.f. used as classrooms</i>			
	Number of Rooms	Sq Ft	
Library Rooms	1	1,370	
Auditorium/Cafeteria/ Multi-purpose/Gym	1	2,920	
Admin/Office/ Conference Room	14	1,758	
School Gardens (None)			
Kitchen	Type: Finishing		
On-site Health Clinic	No		

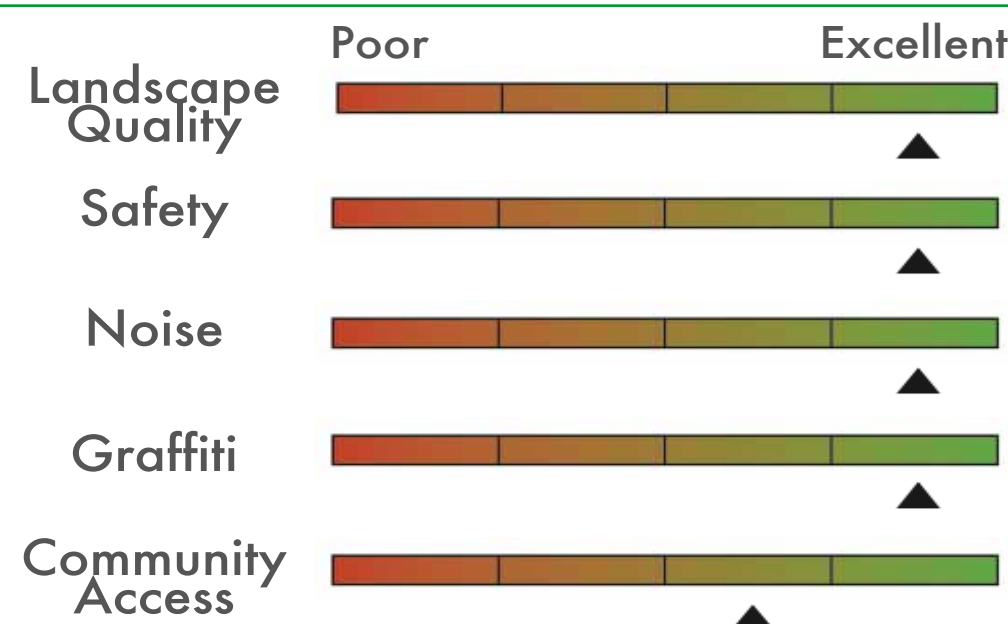
SITE SUMMARY (Summer 2012)

Sports / Recreation

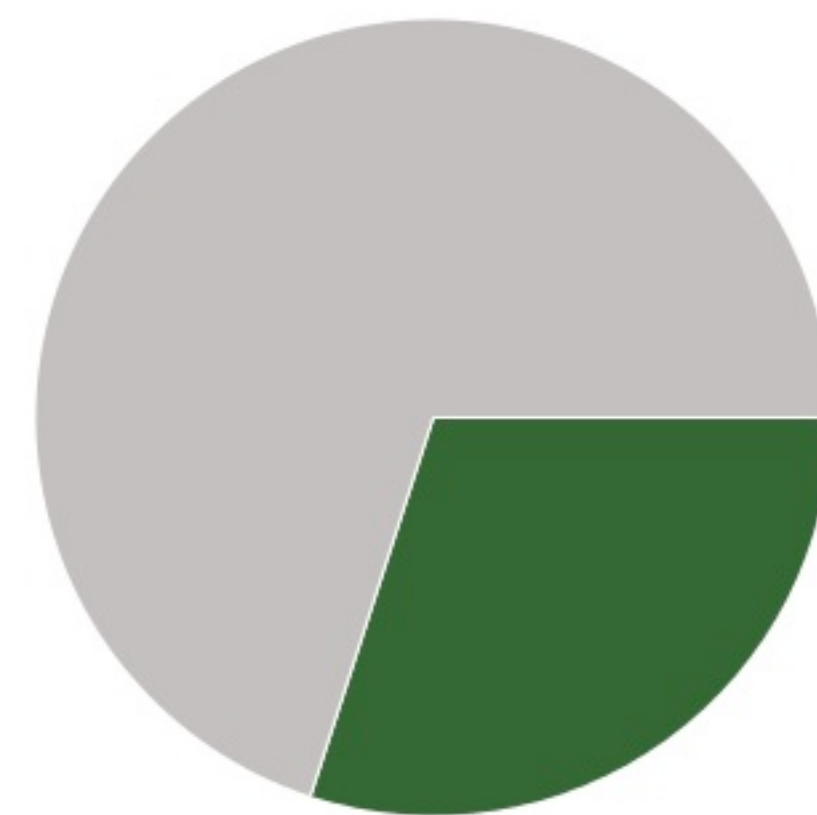
- Play structure ●●
- Basketball hoops ●●●●
- Swimming pool
- Soccer/football field
- Volleyball court
- Track
- Baseball field
- Tennis court

Qualitative Assessment

Transit Accommodations



Open Space



Paved 70% 30% Green

Hoover Elementary School

Building Records

Site ID 170

Region 1

Grades K-5

Site & Facilities Photos - Summer 2011 (Sample)

*To view the full set, visit: <http://bitly.com/tn5MzC>



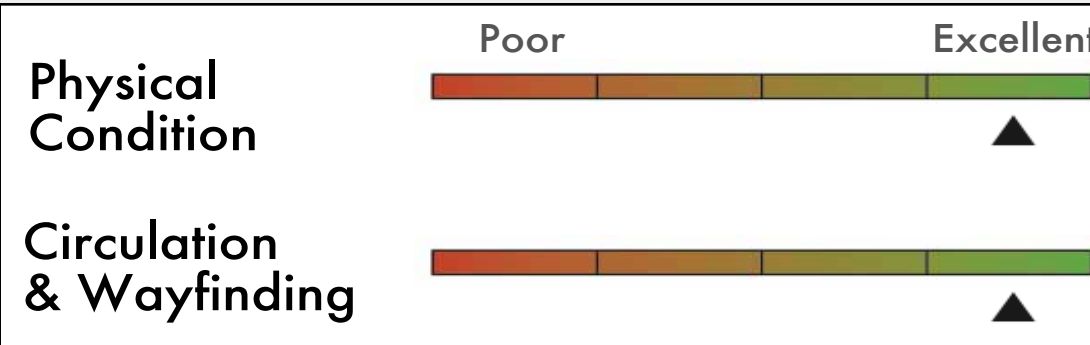
BUILDING A

BUILDING AREA (SQFT): 1,940

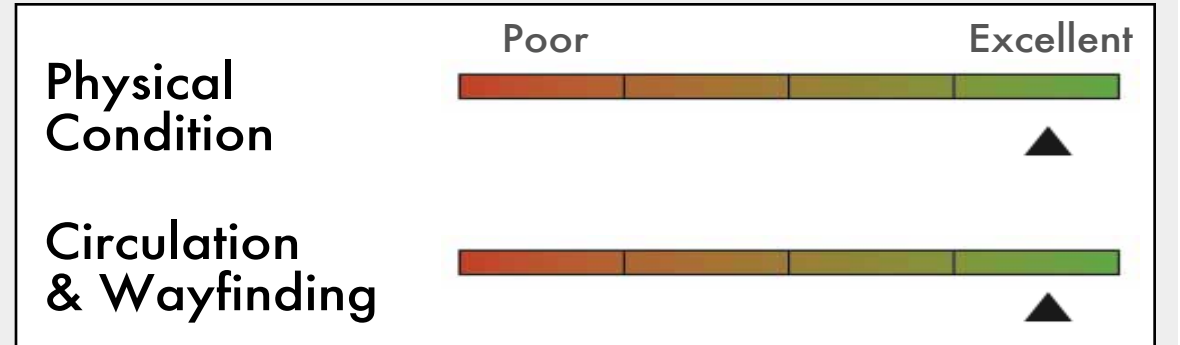
CONSTRUCTED: 1976

QUALITATIVE BUILDING ASSESSMENT

EXTERIOR



INTERIOR



ROOM SUMMARY

NO. OF CLASSROOMS	NO. OF OFFICES	NO. OF ADMIN ROOMS	NO. OF RESTROOMS
	5	5	1
NO. OF STUDENT COMPUTERS	NO. OF ADMIN WORKSTATIONS	ADDITIONAL ADMIN SPACES	
	7	Conference Room	

BUILDING B

BUILDING AREA (SQFT): 5,469

CONSTRUCTED: 1976

STRUCTURAL ELEMENTS

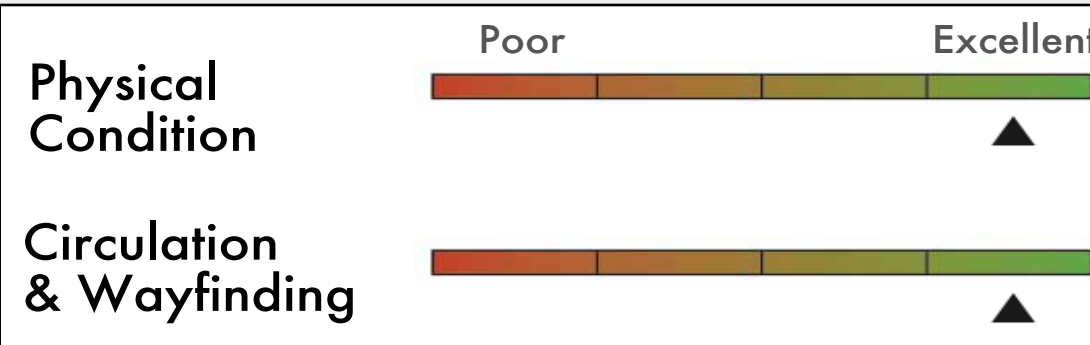
ROOFING
Plywood on wood joists

FOUNDATION
Spread (under int. col.) & Strip (under struct. walls) footings

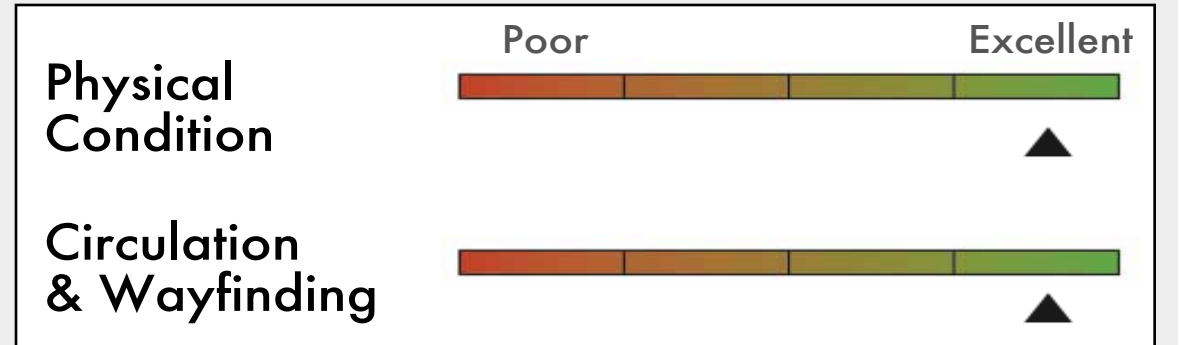
VERTICAL RESISTANCE
Shear wall - Wood stud walls

QUALITATIVE BUILDING ASSESSMENT

EXTERIOR



INTERIOR



ROOM SUMMARY

NO. OF CLASSROOMS	NO. OF OFFICES	NO. OF ADMIN ROOMS	NO. OF RESTROOMS
3	1	1	5
NO. OF STUDENT COMPUTERS	NO. OF ADMIN WORKSTATIONS	ADDITIONAL ADMIN SPACES	
2	8		

BUILDING C

BUILDING AREA (SQFT): 5,368

CONSTRUCTED: 1976

STRUCTURAL ELEMENTS

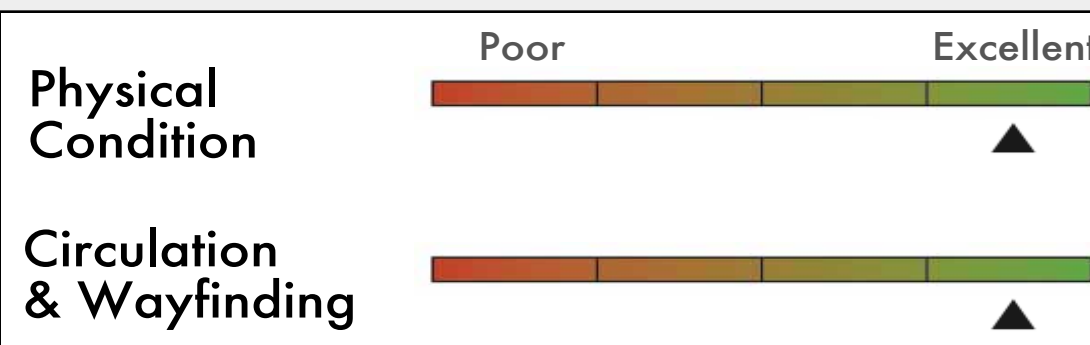
ROOFING
Plywood on wood joists and glulam beams

FOUNDATION
Spread (under int. col.) & Strip (under struct. walls) footings

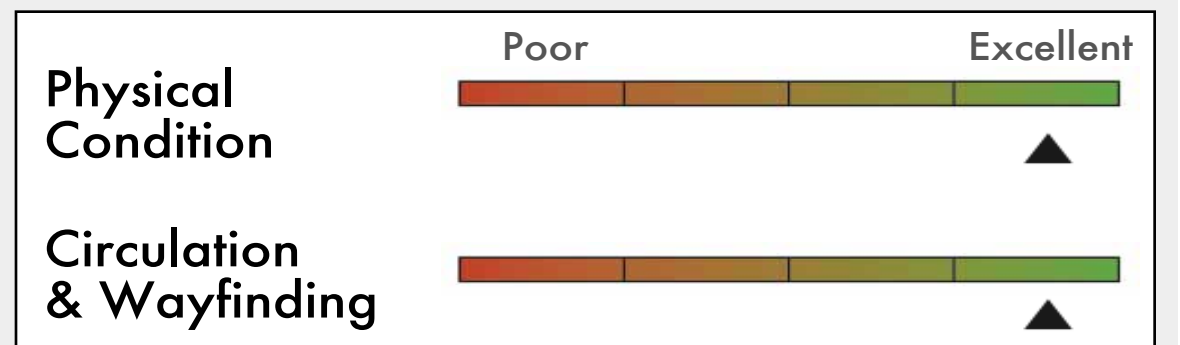
VERTICAL RESISTANCE
Shear wall - Wood stud walls

QUALITATIVE BUILDING ASSESSMENT

EXTERIOR



INTERIOR



ROOM SUMMARY

NO. OF CLASSROOMS	NO. OF OFFICES	NO. OF ADMIN ROOMS	NO. OF RESTROOMS
	2	2	2
NO. OF STUDENT COMPUTERS	NO. OF ADMIN WORKSTATIONS	ADDITIONAL ADMIN SPACES	
	3	Teachers' Lounge	

STRUCTURAL ELEMENTS

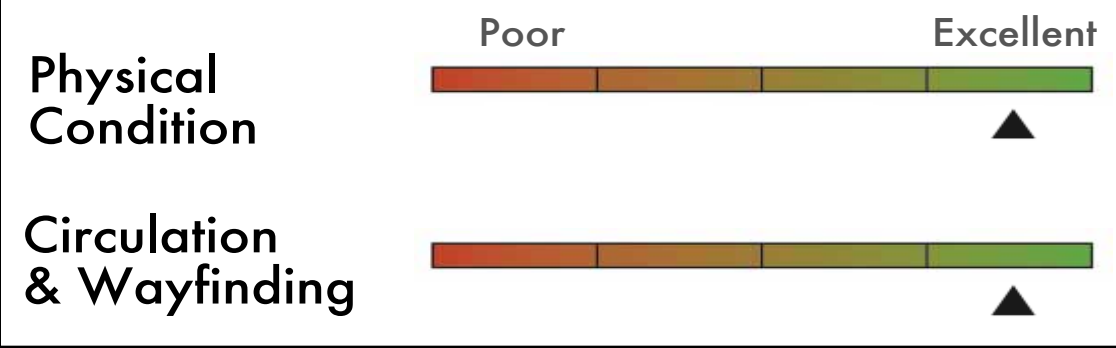
ROOFING
Plywood on wood joists

FOUNDATION
Spread (under int. col.) & Strip (under struct. walls) footings

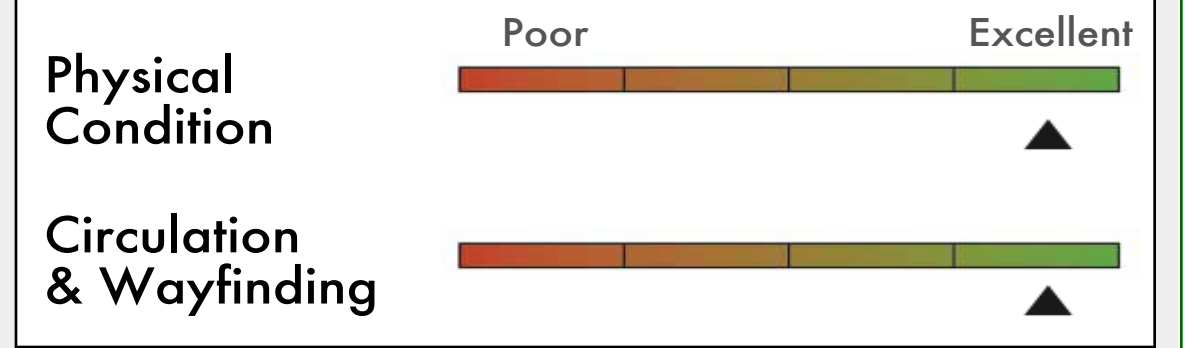
VERTICAL RESISTANCE
Shear wall - Concrete shear walls (1st level)/ Wood stud walls (2nd level)

QUALITATIVE BUILDING ASSESSMENT

EXTERIOR



INTERIOR



ROOM SUMMARY

<u>NO. OF CLASSROOMS</u>	<u>NO. OF OFFICES</u>	<u>NO. OF ADMIN ROOMS</u>	<u>NO. OF RESTROOMS</u>
16	4	5	8
<u>NO. OF STUDENT COMPUTERS</u>	<u>NO. OF ADMIN WORKSTATIONS</u>	<u>ADDITIONAL ADMIN SPACES</u>	
42	12		

Hoover Elementary School

Portable Records

Site ID 170

Region 1

Grades K-5

	Manufactured:	<u>NO. OF CLASSROOMS</u>	<u>NO. OF ADMIN ROOMS</u>
P1	1998		
P2	1998	1	
P3	2001	1	

Portable Inventory

Total Count
3

Average Age
13 Years

Qualitative Conditions Assessment

	Poor	Excellent
EXT.		
INT.		

Hoover Elementary School

Rooms Summary & List

Site ID 170

Region 1

Grades K-5

	BLDG LEVEL	ROOM #	ROOM USE	ROOM AREA (SQUARE FOOTAGE)	CLASSROOM COMPUTERS	ADMIN WORKSTATIONS	MARKED ROOM #	ROOM CAPACITY
BUILDING								
		A						
	1	1	Admin/Office	129				
	1	2	Conference Room	112				
	1	3	Admin/Office	101		1		
	1	4	Admin/Office	260		2		
	1	5	Circulation	160				
	1	6	Building Utilities	75				
	1	7	Admin/Office	78		1		
	1	8	Storage	92				
	1	9	Storage	238				
	1	10	Building Utilities	58				
	1	11	Admin/Office	340		3		
	1	12	Circulation	80				
	1	13	Restroom	46				
BUILDING								
		B						
	1	um2	Storage	15				
	1	17	Storage	36				
	1	18	Restroom	36				
	1	19	Restroom	36				
	1	20	Storage	36				
	1	21	Classroom	2,014	1		2	
	1	22	Classroom	2,151	1			
	1	23	Restroom	40				
	1	24	Restroom	96				
	1	25	Building Utilities	84				
	1	26	Admin/Office	228		8		
	1	27	Classroom	2,574			1	
	1	27a	Classroom	316				
	1	29	Restroom	81				
BUILDING								
		C						
	1	um1	Circulation	304				
	1	um3	Circulation	78				
	1	28	Building Utilities	37				
	1	29	Admin/Office	42		1		
	1	31	Circulation	72				
	1	31a	Building Utilities	12				
	1	32	Storage	150				
	1	33	Admin/Office	180		2		
	1	34	Building Utilities	428				
	1	35	Lounge/Staff Dining	430				
	1	36	Restroom	63				
	1	37	Building Utilities	393				
	1	38	Restroom	58				
	1	40	Multipurpose	2,920				377
	1	41	Storage	706				
	1	42	Storage	78				
	1	43	Circulation	45				
	1	44	Storage	38				
BUILDING								
		D						
	0	um1	Classroom	654	1		1	
	0	um2	Classroom	654			2	
	0	um11	Circulation	500				
	0	um26	Circulation	316				
	0	47	Classroom	652			3	

BLDG LEVEL	ROOM #	ROOM USE	ROOM AREA (SQUARE FOOTAGE)	CLASSROOM COMPUTERS	ADMIN WORKSTATIONS	MARKED ROOM #	ROOM CAPACITY
0	48	Classroom	655			4	
0	49	Admin/Office	46		2		
0	49a	Circulation	623				
0	50	Storage	58				
0	51	Circulation	241				
0	52	Building Utilities	93				
0	53	Restroom	211				
0	54	Restroom	211				
0	55	Classroom	654	1		5	
0	56	Classroom	642				
0	59	Building Utilities	108				
0	60	Admin/Office	46		4		
0	60a	Circulation	642				
0	61a	Circulation	1,037				
0	61	Library	1,370	10			
0	63	Classroom	136				
0	64	Admin/Office	112				
0	65	Restroom	64				
0	66	Restroom	64				
0	69	Circulation	94				
0	70	Classroom	856			18	
0	71	Classroom	625	28		17	
0	75	Storage	94				
0	76	Storage	28				
0	78a	Storage	59				
0	78b	Storage	69				
1	um1	Building Utilities	372			1	
1	80	Classroom	657			9	
1	80a	Circulation	642				
1	81	Classroom	654	3			
1	82	Classroom	638			11	
1	83	Classroom	656	6		12	
1	84	Admin/Office	42		4		
1	85	Circulation	274				
1	86	Building Utilities	39				
1	87	Restroom	15				
1	88	Restroom	15				
1	89	Restroom	172				
1	90	Restroom	172				
1	91	Classroom	636	2		13	
1	92	Classroom	652			14	
1	93	Classroom	646	1		15	
1	94	Classroom	648			16	
1	95	Admin/Office	42		2		
1	95a	Circulation	642				
PORTABLE	P1						
		1	Storage	972		19	
PORTABLE	P2						
		1	Classroom	972	1	20	
PORTABLE	P3						
		1	Classroom	900			