

Elmhurst Middle School

1800 98th Street

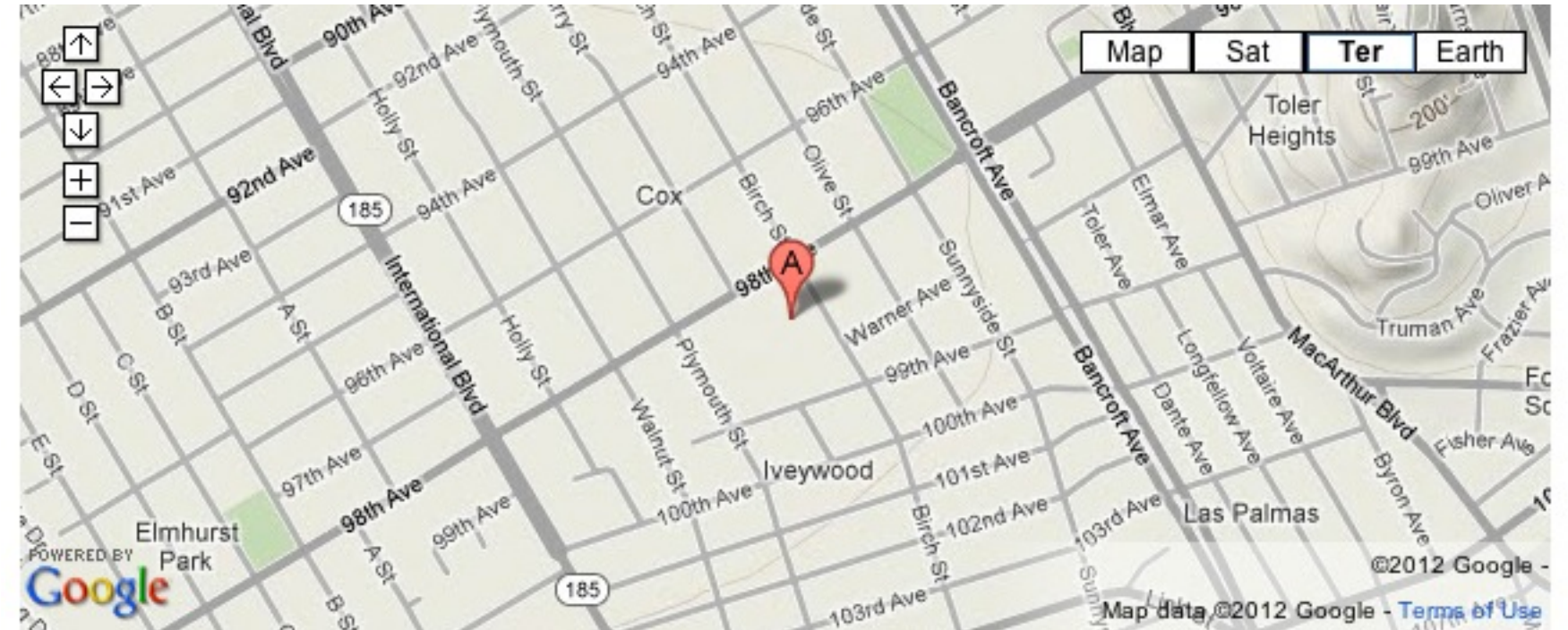
Site 202 Region 3 Grades 6-8

Elmhurst is a middle school site located on 98th Avenue in the Iveywood neighborhood, which lies between Bancroft Avenue and International Boulevard. The immediate area is residential with public transportation available, as well as Verdese Carter Park north a few blocks also on 98th. The site is currently being shared between two OUSD school programs - Elmhurst Community Prep, and Alliance Academy.

PROGRAMMING (2012-2013)

Schools / Enrollment

	SDC	Non-SDC	Total	API (2010-2011)
Alliance Academy	0	343	343	690
Elmhurst Community Prep	12	349	361	680




FACILITIES (Summer 2012)

LEARNING ENVIRONMENTS

LIBRARY

MULTI-PURPOSE

SCHOOL OFFICE & WORKSPACE



Summary Counts

	Total	Permanent	Portable
Site Acreage	9.3		
Building Footprint (sf)	84,328		
Building Area (sf)	96,876	89,834	7,042
Classroom-Sized Rooms	44	38	6
<i>3 rooms < 600 s.f. used as classrooms</i>			
	Number of Rooms		Sq Ft
Library Rooms	1		1,680
Auditorium/Cafeteria/ Multi-purpose/Gym	7		18,592
Admin/Office/ Conference Room	38		9,538
School Gardens (None)			
Kitchen	Type: Full-scale		
On-site Health Clinic	Yes		

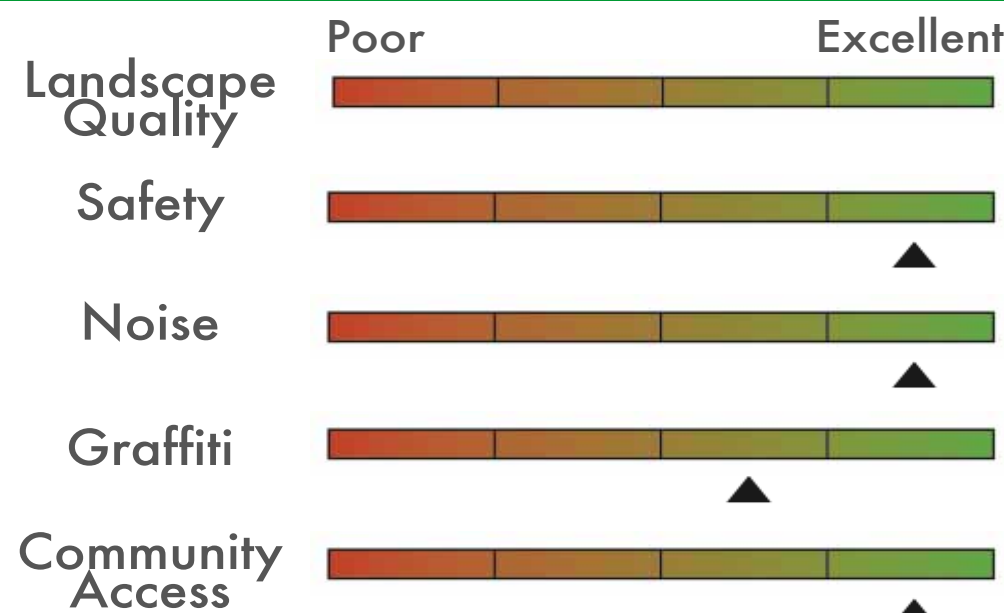
SITE SUMMARY (Summer 2012)

Sports / Recreation

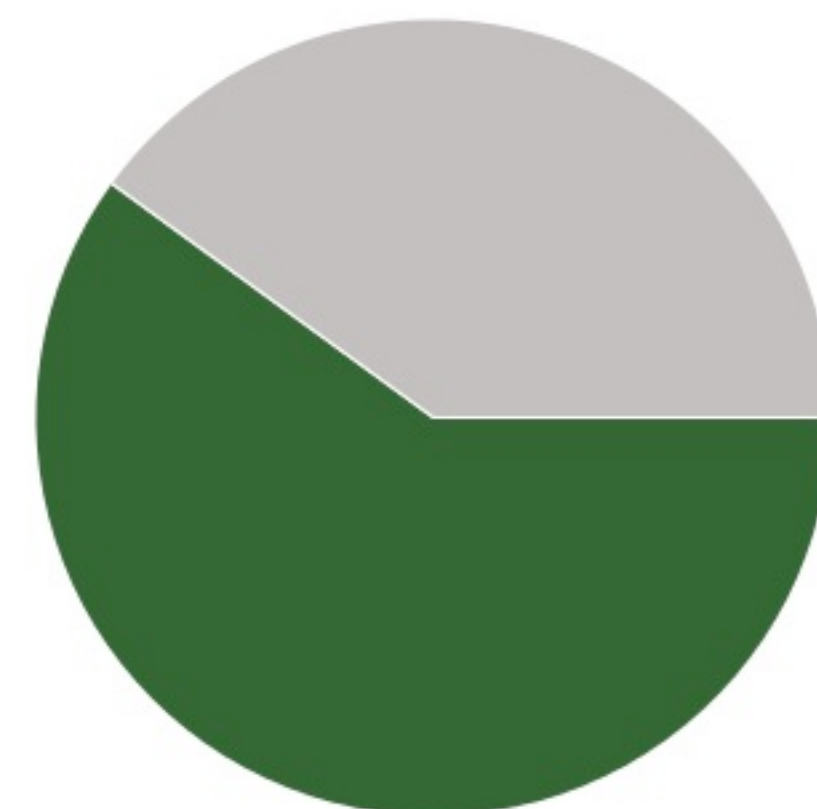
- Play structure
- Basketball hoops ●●●●●●●●
- Swimming pool
- Soccer/football field
- Volleyball court
- Track
- Baseball field
- Tennis court

Qualitative Assessment

Transit Accommodations



Open Space



Paved 40% 60% Green

Elmhurst Middle School

Building Records


Site ID 202

Region 3

Grades 6-8

Site & Facilities Photos - Summer 2011 (Sample)

*To view the full set, visit: <http://bitly.com/ruDvUx>



BUILDING A		BUILDING AREA (SQFT): 45,808		CONSTRUCTED: 1923	
STRUCTURAL ELEMENTS		ROOFING Plywood on wood joists and steel beams, trusses	FOUNDATION Spread (under int. col.) & Strip (under struct. walls) footings	VERTICAL RESISTANCE Shear wall - Concrete shear walls	
QUALITATIVE BUILDING ASSESSMENT		EXTERIOR Physical Condition: [Poor Excellent] ▲ Circulation & Wayfinding: [Poor Excellent] ▲	INTERIOR Physical Condition: [Poor Excellent] ▲ Circulation & Wayfinding: [Poor Excellent] ▲		
ROOM SUMMARY		NO. OF CLASSROOMS: 21 NO. OF STUDENT COMPUTERS: 69	NO. OF OFFICES: 10 NO. OF ADMIN WORKSTATIONS: 21	NO. OF ADMIN ROOMS: 17 ADDITIONAL ADMIN SPACES: Teachers' Lounge	NO. OF RESTROOMS: 3

BUILDING B		BUILDING AREA (SQFT): 17,882		CONSTRUCTED: 1978	
STRUCTURAL ELEMENTS		ROOFING Plywood on wood joists and trusses	FOUNDATION Strip footings (under structural walls)	VERTICAL RESISTANCE Shear wall - Wood stud walls	
QUALITATIVE BUILDING ASSESSMENT		EXTERIOR Physical Condition: [Poor Excellent] ▲ Circulation & Wayfinding: [Poor Excellent] ▲	INTERIOR Physical Condition: [Poor Excellent] ▲ Circulation & Wayfinding: [Poor Excellent] ▲		
ROOM SUMMARY		NO. OF CLASSROOMS: 6 NO. OF STUDENT COMPUTERS: 9	NO. OF OFFICES: 6 NO. OF ADMIN WORKSTATIONS: 9	NO. OF ADMIN ROOMS: 7 ADDITIONAL ADMIN SPACES: Teachers' Lounge	NO. OF RESTROOMS: 5

BUILDING C		BUILDING AREA (SQFT): 17,606		CONSTRUCTED: 1949	
STRUCTURAL ELEMENTS		ROOFING Concrete slab on concrete beams and steel trusses	FOUNDATION Strip footings (under structural walls)	VERTICAL RESISTANCE Infilled frames - Steel moment frames with concrete infill walls	
QUALITATIVE BUILDING ASSESSMENT		EXTERIOR Physical Condition: [Poor Excellent] ▲ Circulation & Wayfinding: [Poor Excellent] ▲	INTERIOR Physical Condition: [Poor Excellent] ▲ Circulation & Wayfinding: [Poor Excellent] ▲		
ROOM SUMMARY		NO. OF CLASSROOMS: NO. OF STUDENT COMPUTERS:	NO. OF OFFICES: 1 NO. OF ADMIN WORKSTATIONS: 1	NO. OF ADMIN ROOMS: 2 ADDITIONAL ADMIN SPACES:	NO. OF RESTROOMS: 5

BUILDING**D**

BUILDING AREA (SQFT): 8,538

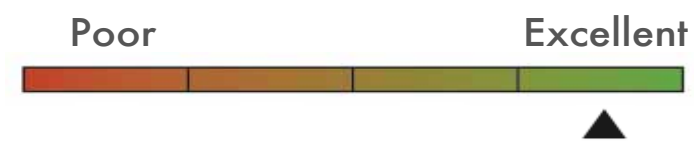
CONSTRUCTED: 1926

STRUCTURAL ELEMENTS
ROOFING
 Plywood on wood joists

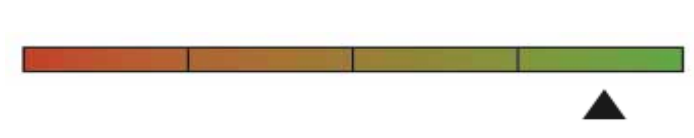
FOUNDATION
 Strip footings (under structural walls)

VERTICAL RESISTANCE
 Shear wall - Wood stud walls
QUALITATIVE BUILDING ASSESSMENT**EXTERIOR**

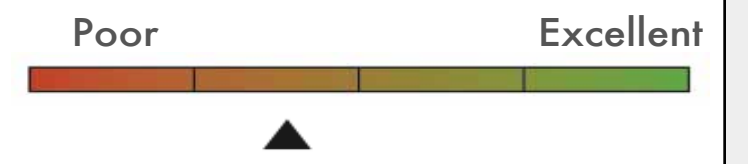
Physical Condition



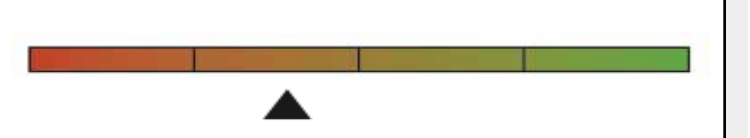
Circulation & Wayfinding

**INTERIOR**

Physical Condition



Circulation & Wayfinding

**ROOM SUMMARY**

<u>NO. OF CLASSROOMS</u>	<u>NO. OF OFFICES</u>	<u>NO. OF ADMIN ROOMS</u>	<u>NO. OF RESTROOMS</u>
5	1	1	1
<u>NO. OF STUDENT COMPUTERS</u>	<u>NO. OF ADMIN WORKSTATIONS</u>	<u>ADDITIONAL ADMIN SPACES</u>	
3	3		

Elmhurst Middle School

Portable Records

Site ID 202

Region 3

Grades 6-8

	Manufactured:	<u>NO. OF CLASSROOMS</u>	<u>NO. OF ADMIN ROOMS</u>
G	1967	1	
H	1975		
N	2001		10
T	2001		
E	1968	1	
F	1971		1
K	2001	1	
L	2001	1	
M	2001	1	

Portable Inventory

Total Count
9

Average Age
25 Years

Qualitative Conditions Assessment

The chart shows two horizontal bars representing 'EXT.' and 'INT.' scores. The scale ranges from 'Poor' (red) to 'Excellent' (green). The 'EXT.' bar is positioned at the far right end, indicating an 'Excellent' rating. The 'INT.' bar is also positioned at the far right end, indicating an 'Excellent' rating. Both bars have a black triangle marker at the right end.

Elmhurst Middle School

Rooms Summary & List

Site ID 202

Region 3

Grades 6-8

BUILDING	BLDG LEVEL	ROOM #	ROOM USE	ROOM AREA (SQUARE FOOTAGE)	CLASSROOM COMPUTERS	ADMIN WORKSTATIONS	MARKED ROOM #	ROOM CAPACITY
A	1	1	Circulation	4,172				
	1	2	Circulation	533				
	1	3	Circulation	252				
	1	4	Circulation	240				
	1	5	Circulation	240				
	1	6	Circulation	315				
	1	7	Classroom	630			18	
	1	8	Classroom	630	1		19	
	1	9	Classroom	630	2		20	
	1	10	Classroom	720	1		21	
	1	11	Classroom	720			22	
	1	12	Classroom	720			23	
	1	13	Classroom	810			24	
	1	14	Classroom	756			25	
	1	15	Classroom	837			26	
	1	16	Admin/Office	480			27	
	1	16a	Admin/Office	645		5		
	1	17	Classroom	864			16	
	1	18	Admin/Office	295			15	
	1	18a	Lounge/Staff Dining	120		1		
	1	18b	Storage	119				
	1	18c	Storage	84		1		
	1	18d	Admin/Office	96				
	1	18e	Admin/Office	96		1		
	1	19	Admin/Office	149		1		
	1	20	Admin/Office	149				
	1	21	Admin/Office	187		1		
	1	22	Admin/Office	170		2		
	1	23	Admin/Office	187		1		
	1	24	Admin/Office	320				
	1	25	Admin/Office	536		2		
	1	25a	Admin/Office	150				
	1	26	Admin/Office	315				
	1	27	Admin/Office	351		1		
	1	28	Mechanical	56				
	1	28a	Storage	84				
	1	28b	Building Utilities	25				
	1	29	Building Utilities	638				
	1	30	Building Utilities	72				
	1	31	Storage	72				
	1	32	Building Utilities	224				
	1	33	Multipurpose	5,022				
1	34	Multipurpose	1,550					
1	35	Building Utilities	204					
1	36	Restroom	315					
2	1	Circulation	4,172					
2	2	Circulation	533					
2	3	Circulation	252					
2	4	Circulation	240					
2	5	Circulation	240					
2	6	Restroom	462					
2	7	Classroom	630	2		18		
2	8	Classroom	630			19		
2	9	Classroom	630	3		20		
2	10	Classroom	720			21		
2	11	Classroom	720			22		
2	12	Classroom	720			23		

	BLDG LEVEL	ROOM #	ROOM USE	ROOM AREA (SQUARE FOOTAGE)	CLASSROOM COMPUTERS	ADMIN WORKSTATIONS	MARKED ROOM #	ROOM CAPACITY
	2	13	Classroom	810	32		24	
	2	13a	Storage	288				
	2	13b	Storage	99				
	2	13c	Storage	99				
	2	14	Classroom	1,080			25	
	2	15	Classroom	1,080			26	
	2	16	Admin/Office	1,290		4	27	
	2	17	Classroom	1,755	28		16	
	2	18	Classroom	675			15	
	2	19	Restroom	405				
	2	22	Multipurpose	1,364				
	2	23	Building Utilities	130				
	2	24	Storage	200				
	2	25	Storage	130				
	2	26	Admin/Office	360		1		
	2	27	Lounge/Staff Dining	315				
BUILDING		B						
	1	1	Circulation	1,166				
	1	2	Circulation	689				
	1	3	Classroom	1,035			226	
	1	3a	Storage	99			240	
	1	3b	Classroom	936	1		224	
	1	3c	Storage	99			234	
	1	3d	Admin/Office	99		2		
	1	4	Library	1,680	20		222	
	1	5	Storage	871				
	1	5a	Admin/Office	40		1		
	1	5b	Storage	45				
	1	5c	Admin/Office	68		1	230	
	1	5d	Admin/Office	68		1		
	1	6	Classroom	990			225	
	1	6b	Classroom	806	6		227	
	1	7	Storage	170				
	1	8	Storage	80			237	
	1	9	Admin/Office	80		1	235	
	1	10	Classroom	858			223	
	1	11	Classroom	1,320	2		221	
	1	12	Storage	64				
	1	13	Classroom	56				
	1	14	Classroom	56				
	1	15	Storage	64			229	
	1	16	Restroom	240				
	1	17	Restroom	180				
	1	18	Building Utilities	120		1		
	1	19	Building Utilities	798			216	
	1	20	Building Utilities	315				
	1	21	Building Utilities	598			213	
	1	21b	Building Utilities	108			212	
	1	21c	Restroom	54				
	1	21d	Admin/Office	128				
	1	21a	Building Utilities	150				
	1	22	Lounge/Staff Dining	800		1	203	
	1	23	Building Utilities	85				
	1	24	Building Utilities	85			207	
	1	25	Building Utilities	204				
	1	26	Admin/Office	140		1	204	
	1	27	Restroom	35				
	1	28	Restroom	35			205	
	1	29	Cafeteria	2,368			201	298
BUILDING		C						
	1	1	Gym	6,440				

	BLDG LEVEL	ROOM #	ROOM USE	ROOM AREA (SQUARE FOOTAGE)	CLASSROOM COMPUTERS	ADMIN WORKSTATIONS	MARKED ROOM #	ROOM CAPACITY
	1	2	Multipurpose	924				
	1	3	Circulation	126				
	1	4	Circulation	126				
	1	5	Circulation	136				
	1	6	Circulation	160				
	1	7	Restroom	240				
	1	8	Locker Rooms	1,536				
	1	8b	Storage	56				
	1	9	Locker Rooms	1,288				
	1	10	Restroom	90				
	1	11	Storage	90				
	1	12	Storage	180				
	1	13	Admin/Office	220				
	1	14	Building Utilities	204				
	1	15	Storage	96				
	1	16	Storage	320				
	1	17	Multipurpose	924				
	1	18	Circulation	126				
	1	19	Circulation	126				
	1	20	Circulation	136				
	1	21	Circulation	160				
	1	22	Restroom	240				
	1	23	Locker Rooms	1,536				
	1	24	Restroom	1,288				
	1	24b	Storage	54				
	1	25	Restroom	90				
	1	26	Storage	90				
	1	27	Storage	180				
	1	28	Admin/Office	220		1		
	1	29	Building Utilities	204				
BUILDING		D						
	1	1	Classroom	1,200			3,000	
	1	1b	Classroom	1,200				
	1	2	Admin/Office	1,200		3		
	1	2b	Classroom	1,200				
	1	3	Storage	104				
	1	4	Storage	104				
	1	5	Restroom	182				
	1	6	Storage	195				
	1	6b	Storage	65				
	1	6c	Storage	600				
	1	6d	Storage	88				
	1	7	Classroom	1,200	2			
	1	8	Classroom	1,200	1			
PORTABLE		E						
		1	Classroom	736				
		2	Storage	161				
PORTABLE		F						
		1	Admin/Office	817		2	116	
		2	Storage	80				
PORTABLE		G						
		1	Classroom	720				
PORTABLE		H						
		1a	Classroom	567				
		2a	Storage	77				

		BLDG LEVEL	ROOM #	ROOM USE	ROOM AREA (SQUARE FOOTAGE)	CLASSROOM COMPUTERS	ADMIN WORKSTATIONS	MARKED ROOM #	ROOM CAPACITY
PORTABLE	K								
			1	Classroom	858	7		118	
PORTABLE	L								
			1	Classroom	897			117	
PORTABLE	M								
			1	Classroom	858	4		110	
PORTABLE	N								
			1	Admin/Office	68				
			2	Admin/Office	54				
			3	Admin/Office	57				
			4	Admin/Office	59				
			5	Admin/Office	56				
			6	Admin/Office	75				
			7	Restroom	42				
			8	Admin/Office	70				
			9	Admin/Office	85				
			10	Admin/Office	88				
			11	Admin/Office	71				
			12	Circulation	117				
PORTABLE	T								
			1	Restroom	143				
			2	Restroom	143				
			3	Restroom	143				