

King Estates Middle School

8251 Fontaine Street

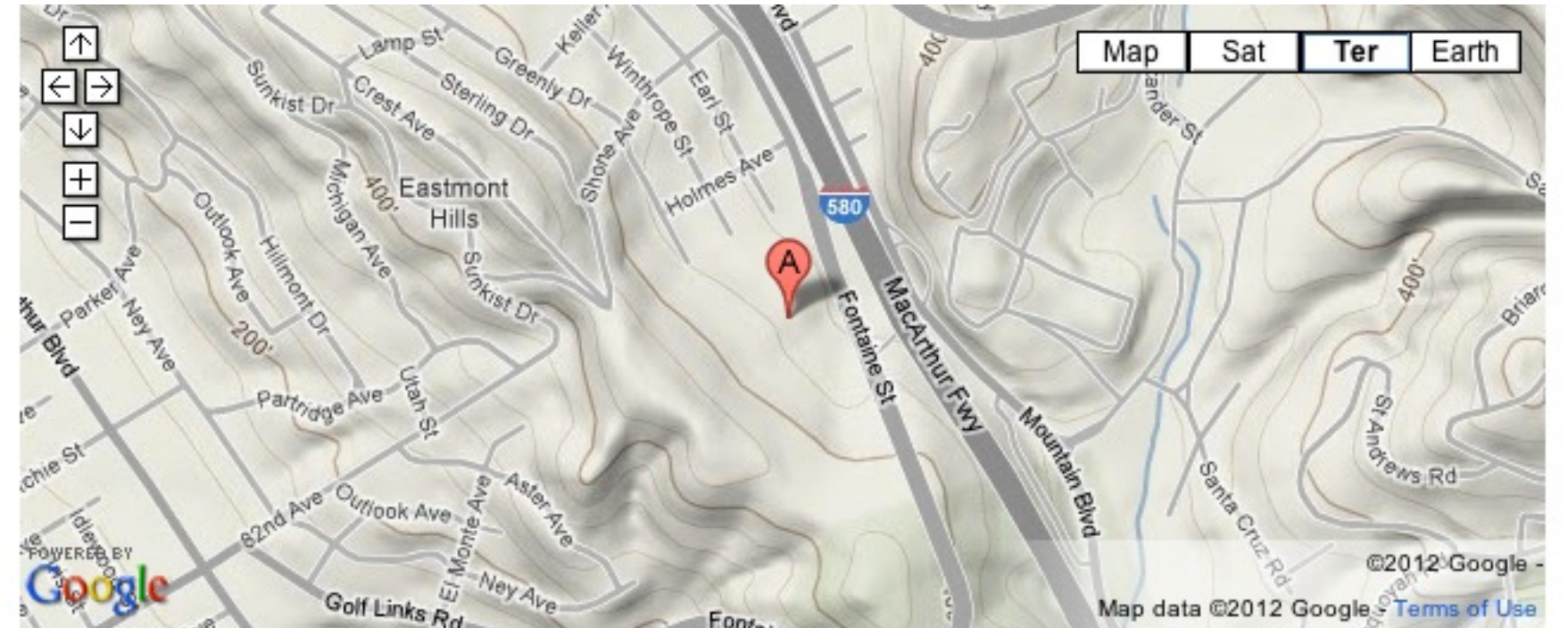
Site 216 Region S1 Grades 6-11

King Estates Middle School is situated in the foothills of East Oakland, just south of I-580. It lies at the top of an undeveloped hillside, and offers unimpeded views of East Oakland and San Leandro, and is in close proximity to several residential neighborhoods and large park areas. King Estates is just down the street from Howard Elementary School and both of these have direct access to I-580 and for the time being, an AC Transit bus line, which carries passengers to/from the Coliseum BART station.

PROGRAMMING (2012-2013)

Schools / Enrollment

	SDC	Non-SDC	Total	API (2010-2011)
Bay Area Technology (Charter)				695
Sojourner Truth Independent Study	0	110	110	529



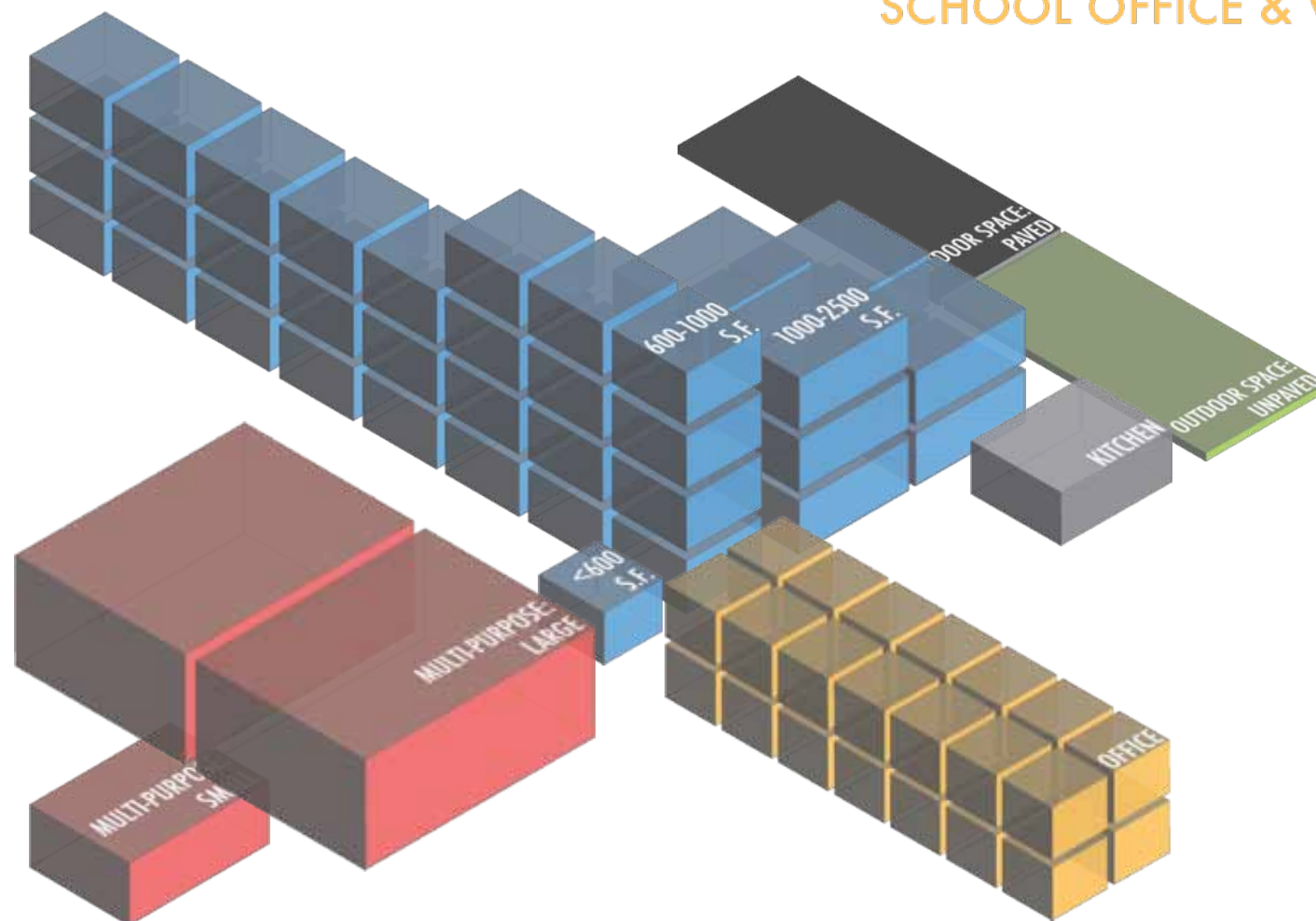
FACILITIES (Summer 2012)

LEARNING ENVIRONMENTS

LIBRARY

MULTI-PURPOSE

SCHOOL OFFICE & WORKSPACE



Summary Counts

	Total	Permanent	Portable
Site Acreage	13.1		
Building Footprint (sf)	97,917		
Building Area (sf)	85,969	79,774	6,195
Classroom-Sized Rooms	37	30	7
<i>1 room < 600 s.f. used as classroom</i>			
	Number of Rooms		Sq Ft
Library Rooms	0		
Auditorium/Cafeteria/ Multi-purpose/Gym	3		11,870
Admin/Office/ Conference Room	28		7,129
School Gardens (None)			
Kitchen	Type: Full-scale		
On-site Health Clinic	No		

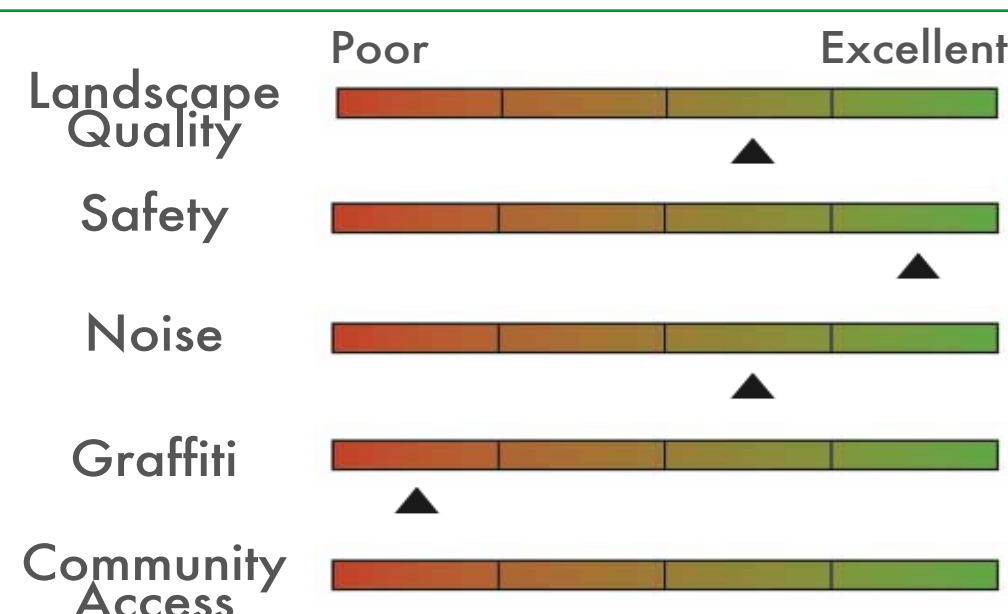
SITE SUMMARY (Summer 2012)

Sports / Recreation


- Play structure
- Basketball hoops 15
- Swimming pool
- Soccer/football field ●
- Volleyball court
- Track
- Baseball field
- Tennis court

Qualitative Assessment

Transit Accommodations



Open Space



Paved 50% 50% Green

King Estates Middle School

Building Records


Site ID 216

Region 1

Grades 6-11

Site & Facilities Photos - Summer 2011 (Sample)

*To view the full set, visit: <http://bitly.com/vY8AcS>



BUILDING A		BUILDING AREA (SQFT): 15,413		CONSTRUCTED: 1958	
STRUCTURAL ELEMENTS		ROOFING Plywood on wood joists	FOUNDATION Strip footings (under struct. walls) & Pier footings	VERTICAL RESISTANCE Shear wall - Wood stud walls	
QUALITATIVE BUILDING ASSESSMENT		EXTERIOR Physical Condition: Excellent Circulation & Wayfinding: Excellent		INTERIOR Physical Condition: Excellent Circulation & Wayfinding: Excellent	
ROOM SUMMARY		NO. OF CLASSROOMS 6	NO. OF OFFICES 9	NO. OF ADMIN ROOMS 13	NO. OF RESTROOMS 4
		NO. OF STUDENT COMPUTERS 30	NO. OF ADMIN WORKSTATIONS 13	ADDITIONAL ADMIN SPACES Conference Room Teachers' Lounge	

BUILDING B		BUILDING AREA (SQFT): 16,253		CONSTRUCTED: 1958	
STRUCTURAL ELEMENTS		ROOFING Plywood on wood joists	FOUNDATION Strip footings (under structural walls)	VERTICAL RESISTANCE Shear wall - Wood stud walls	
QUALITATIVE BUILDING ASSESSMENT		EXTERIOR Physical Condition: Excellent Circulation & Wayfinding: Excellent		INTERIOR Physical Condition: Excellent Circulation & Wayfinding: Excellent	
ROOM SUMMARY		NO. OF CLASSROOMS 7	NO. OF OFFICES 4	NO. OF ADMIN ROOMS 5	NO. OF RESTROOMS 2
		NO. OF STUDENT COMPUTERS 42	NO. OF ADMIN WORKSTATIONS 7	ADDITIONAL ADMIN SPACES Conference Room	

BUILDING C		BUILDING AREA (SQFT): 9,284		CONSTRUCTED: 1958	
STRUCTURAL ELEMENTS		ROOFING Plywood on wood joists	FOUNDATION Strip footings (under structural walls)	VERTICAL RESISTANCE Shear wall - Wood stud walls	
QUALITATIVE BUILDING ASSESSMENT		EXTERIOR Physical Condition: Excellent Circulation & Wayfinding: Excellent		INTERIOR Physical Condition: Excellent Circulation & Wayfinding: Excellent	
ROOM SUMMARY		NO. OF CLASSROOMS 5	NO. OF OFFICES	NO. OF ADMIN ROOMS	NO. OF RESTROOMS 2
		NO. OF STUDENT COMPUTERS	NO. OF ADMIN WORKSTATIONS	ADDITIONAL ADMIN SPACES	

BUILDING D		BUILDING AREA (SQFT): 7,921		CONSTRUCTED: 1958	
STRUCTURAL ELEMENTS		ROOFING Precast concrete T-panels	FOUNDATION Strip footings (under structural walls)	VERTICAL RESISTANCE Doweled into foundation	
QUALITATIVE BUILDING ASSESSMENT		EXTERIOR Physical Condition: [Poor Excellent] ▲ Circulation & Wayfinding: [Poor Excellent] ▲		INTERIOR Physical Condition: [Poor Excellent] ▲ Circulation & Wayfinding: [Poor Excellent] ▲	
ROOM SUMMARY		NO. OF CLASSROOMS 3	NO. OF OFFICES	NO. OF ADMIN ROOMS	NO. OF RESTROOMS
		NO. OF STUDENT COMPUTERS 27	NO. OF ADMIN WORKSTATIONS	ADDITIONAL ADMIN SPACES	

BUILDING E		BUILDING AREA (SQFT): 13,620		CONSTRUCTED: 1958	
STRUCTURAL ELEMENTS		ROOFING Precast concrete T-panels	FOUNDATION Strip footings (under structural walls)	VERTICAL RESISTANCE Shear wall - Precast tilt-up concrete panels	
QUALITATIVE BUILDING ASSESSMENT		EXTERIOR Physical Condition: [Poor Excellent] ▲ Circulation & Wayfinding: [Poor Excellent] ▲		INTERIOR Physical Condition: [Poor Excellent] ▲ Circulation & Wayfinding: [Poor Excellent] ▲	
ROOM SUMMARY		NO. OF CLASSROOMS 2	NO. OF OFFICES 4	NO. OF ADMIN ROOMS 5	NO. OF RESTROOMS 3
		NO. OF STUDENT COMPUTERS 4	NO. OF ADMIN WORKSTATIONS 3	ADDITIONAL ADMIN SPACES Teachers' Lounge	

BUILDING F		BUILDING AREA (SQFT): 17,283		CONSTRUCTED: 1958	
STRUCTURAL ELEMENTS		ROOFING Precast concrete T-panels	FOUNDATION Strip footings (under structural walls)	VERTICAL RESISTANCE Shear wall - Precast tilt-up concrete panels	
QUALITATIVE BUILDING ASSESSMENT		EXTERIOR Physical Condition: [Poor Excellent] ▲ Circulation & Wayfinding: [Poor Excellent] ▲		INTERIOR Physical Condition: [Poor Excellent] ▲ Circulation & Wayfinding: [Poor Excellent] ▲	
ROOM SUMMARY		NO. OF CLASSROOMS	NO. OF OFFICES 2	NO. OF ADMIN ROOMS 3	NO. OF RESTROOMS 6
		NO. OF STUDENT COMPUTERS	NO. OF ADMIN WORKSTATIONS 1	ADDITIONAL ADMIN SPACES	

King Estates Middle School

Portable Records

Site ID 216

Region 1

Grades 6-11

	Manufactured:	<u>NO. OF CLASSROOMS</u>	<u>NO. OF ADMIN ROOMS</u>
P46	2002	1	
P47	2003	1	
P48	2003	1	
P49	2002	1	
P50	2003	1	
P51	2002	1	
P52	2003	1	


Portable Inventory


Total Count
7

Average Age
9 Years

Qualitative Conditions Assessment

Poor Excellent

EXT. 

INT. 

King Estates Middle School

Rooms Summary & List

Site ID 216

Region 1

Grades 6-11

	BLDG LEVEL	ROOM #	ROOM USE	ROOM AREA (SQUARE FOOTAGE)	CLASSROOM COMPUTERS	ADMIN WORKSTATIONS	MARKED ROOM #	ROOM CAPACITY
BUILDING								
		A						
	1	1	Restroom	369				
	1	2	Building Utilities	83				
	1	3	Circulation	50				
	1	4	Restroom	262				
	1	5	Classroom	792			123	
	1	6	Classroom	792			130	
	1	7	Classroom	792			128	
	1	8	Classroom	792			129	
	1	9	Classroom	792	30		127	
	1	10	Classroom	792			122	
	1	11	Lounge/Staff Dining	236		2		
	1	12	Storage	120				
	1	13	Admin/Office	200		1		
	1	14	Building Utilities	12				
	1	15	Storage	12				
	1	16	Building Utilities	117				
	1	17	Admin/Office	150				
	1	18	Admin/Office	83		1		
	1	19	Admin/Office	83		1		
	1	20	Admin/Office	83				
	1	22	Admin/Office	150		1		
	1	23	Admin/Office	84		1		
	1	24	Admin/Office	90		1		
	1	25	Storage	92				
	1	26	Storage	8				
	1	27	Admin/Office	168		1		
	1	29	Admin/Office	188				
	1	30	Admin/Office	268		2		
	1	31	Admin/Office	237		1		
	1	32	Storage	23				
	1	33	Admin/Office	382				
	1	34	Storage	396				
	1	35	Conference Room	601		1		
	1	36	Restroom	91				
	1	37	Building Utilities	14				
	1	38	Restroom	86				
	1	39	Storage	490				
	1	40	Circulation	1,007				
	1	41	Circulation	2,951				
	1	42	Circulation	1,198				
	1	43	Circulation	277				
BUILDING								
		B						
	1	1	Classroom	800	5		213	
	1	2	Circulation	1,232				
	1	3	Building Utilities	29				
	1	4	Restroom	94				
	1	5	Restroom	133				
	1	6	Classroom	1,374	4		208	
	1	7	Storage	21				
	1	8	Classroom	1,371			206	
	1	9	Storage	21				
	1	10	Storage	99				
	1	11	Storage	99				
	1	12	Classroom	792	4		216	
	1	13	Classroom	792			401	

	BLDG LEVEL	ROOM #	ROOM USE	ROOM AREA (SQUARE FOOTAGE)	CLASSROOM COMPUTERS	ADMIN WORKSTATIONS	MARKED ROOM #	ROOM CAPACITY
	1	14	Admin/Office	792		5	218	
	1	15	Classroom	792	5		219	
	1	16	Admin/Office	100		1		
	1	17	Storage	98				
	1	18	Conference Room	800			222	
	1	19	Admin/Office	990				
	1	20	Admin/Office	240		1		
	1	21	Classroom	1,768	24			
	1	22	Storage	210				
	1	23	Circulation	536				
	1	24	Circulation	2,905				
	1	25	Admin/Office	165				
BUILDING								
	1	1	Classroom	998				
	1	2	Classroom	1,395				
	1	3	Classroom	990				
	1	4	Storage	396				
	1	5	Classroom	998				
	1	6	Classroom	1,386				
	1	7	Restroom	251				
	1	8	Circulation	46				
	1	9	Building Utilities	52				
	1	10	Restroom	226				
	1	11	Circulation	1,866				
	1	12	Circulation	622				
	1	13	Circulation	58				
BUILDING								
	1	1	Building Utilities	96				
	1	2	Storage	320				
	1	3	Storage	160				
	1	4	Classroom	1,359	27			
	1	5	Storage	160				
	1	6	Storage	132				
	1	7	Storage	164				
	1	8	Storage	128				
	1	9	Classroom	720			405	
	1	9a	Classroom	540				
	1	10	Storage	117				
	1	11	Storage	92				
	1	13	Classroom	2,200				
	1	14	Circulation	1,733				
BUILDING								
	1	1	Storage	772			501	
	1	2	Classroom	1,153				
	1	3	Classroom	1,247	4		509	
	1	4	Building Utilities	186				
	1	5	Building Utilities	364				
	1	6	Storage	90				
	1	7	Admin/Office	72				
	1	8	Admin/Office	72		1		
	1	9	Circulation	104				
	1	11	Admin/Office	162		1		
	1	12	Admin/Office	72		1		
	1	13	Multipurpose	1,120				
	1	14	Auditorium	4,494				230
	1	15	Storage	224				
	1	16	Storage	132				
	1	17	Circulation	224				
	1	18	Storage	56				

	BLDG LEVEL	ROOM #	ROOM USE	ROOM AREA (SQUARE FOOTAGE)	CLASSROOM COMPUTERS	ADMIN WORKSTATIONS	MARKED ROOM #	ROOM CAPACITY
	1	19	Building Utilities	25				
	1	20	Restroom	82				
	1	21	Storage	70				
	1	22	Admin/Office	173				
	1	23	Circulation	62				
	1	24	Storage	149				
	1	25	Restroom	122				
	1	26	Circulation	216				
	1	27	Building Utilities	23				
	1	28	Lounge/Staff Dining	104				
	1	28a	Storage	50				
	1	29	Restroom	95				
	1	30	Lounge/Staff Dining	672			523	
	1	31	Building Utilities	1,233				
BUILDING								
	1	1	Admin/Office	295		1		
	1	2	Circulation	325				
	1	3	Locker Rooms	63				
	1	4	Restroom	78				
	1	5	Storage	111				
	1	6	Restroom	169				
	1	7	Circulation	136				
	1	8	Locker Rooms	225				
	1	9	Locker Rooms	245				
	1	10	Storage	115				
	1	11	Locker Rooms	628				
	1	12	Locker Rooms	1,615				
	1	13	Gym	6,256				97
	1	14	Circulation	245				
	1	15	Restroom	96				
	1	16	Building Utilities	41				
	1	17	Admin/Office	107				
	1	18	Restroom	86				
	1	19	Storage	243				
	1	20	Storage	1,050				
	1	21	Circulation	397				
	1	22	Building Utilities	280				
	1	23	Building Utilities	34				
	1	24	Admin/Office	322				
	1	25	Storage	87				
	1	26	Restroom	71				
	1	27	Storage	167				
	1	28	Building Utilities	35				
	1	29	Circulation	397				
	1	30	Restroom	178				
	1	31	Storage	96				
	1	32	Locker Rooms	3,090				
PORTABLE								
		1	Classroom	885			1	
PORTABLE								
		1	Classroom	885			2	
PORTABLE								
		1	Classroom	885			3	
PORTABLE								
		1	Classroom	885	1		4	

		BLDG LEVEL	ROOM #	ROOM USE	ROOM AREA (SQUARE FOOTAGE)	CLASSROOM COMPUTERS	ADMIN WORKSTATIONS	MARKED ROOM #	ROOM CAPACITY
PORTABLE	P50								
			1	Classroom	885	5		5	
PORTABLE	P51								
			1	Classroom	885	2		6	
PORTABLE	P52								
			1	Classroom	885	2		7	